

Mobile Phone Base-Station Audit

Audit site: Priory High School
Trevor Road
Burscough
L40 7R2

The Radiocommunications Agency (RA) is responsible for management of the civil radio spectrum in the UK. The Government has asked the RA to implement a national measurement programme to ensure that emissions from cellular base stations do not exceed the guidelines for public maximum exposure set by the International Commission on Non-Ionizing Radiation Protection (ICNIRP).

Electric field strength measurements made in various bands are referenced to and presented alongside the relevant ICNIRP public maximum exposure levels. On the left hand side of the results page(s) is a graphical representation of the radio spectrum surveyed at each location on the site. The green line on each graph indicates the ICNIRP guideline exposure level for that frequency band. To the right hand side of each graph is a table showing the ten highest level emissions recorded within a band.

Further explanation of the results and their context within the ICNIRP guidelines can be provided by the RA officers at the time of the audit or by contacting the RA on 020 7211 0211 or by e-mail at rfaudit@ra.gsi.gov.uk

Results taken from all audit sites and further information on the audit programme can be found on the RA website at www.radio.gov.uk

Report Summary

As the radio spectrum is continually changing, these measurements can only provide information on the radio frequency (RF) conditions for the specific locations at the time of the survey.

The Radiocommunications Agency performed this survey of the RF emission environment prevailing in the vicinity of Priory High School on 30 October 2002.

The following table, sorted in descending order of signal level, summarises the results obtained at each measurement location.

Summary of results:		
Location	Total Band Exposure	Relationship to ICNIRP Limit
School Field in Lee of mast	8.19E-05	1/12207
Staff Room	2.25E-05	1/44479
School Hall	2.55E-06	1/391496
Medical Room	8.67E-07	1/1152999
Headmasters Office	4.06E-07	1/2465047
Room 2 Cookery Room	1.96E-07	1/5105059
Room 2 Cookery Room		

Issued on behalf of the Radiocommunications Agency.

Issued by:

Received by:

CD/JW
Radiocommunications Specialist

Mr Leighton
Head

Site: Priory High School

Location: Room 2 Cookery Room
Room 2 Cookery Room

NGR: SD 4398 1242 **Taken from GPS**

Start Time: 30 October 2002 11:07:30

Officer: CD/JW

Receiver:

Manufacturer: ROHDE&SCHWARZ

Model: EB200

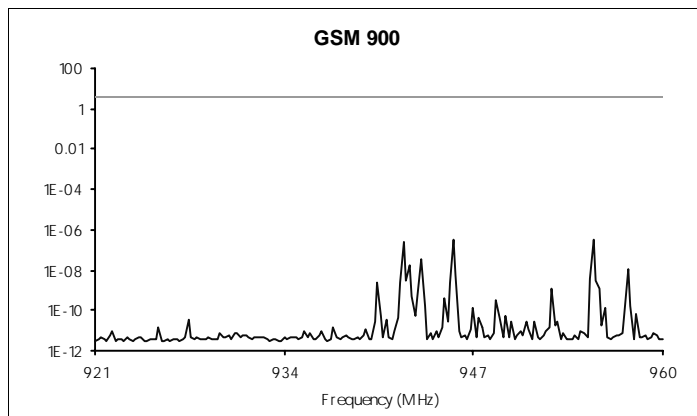
Serial Number: 838.681/003

Antenna:

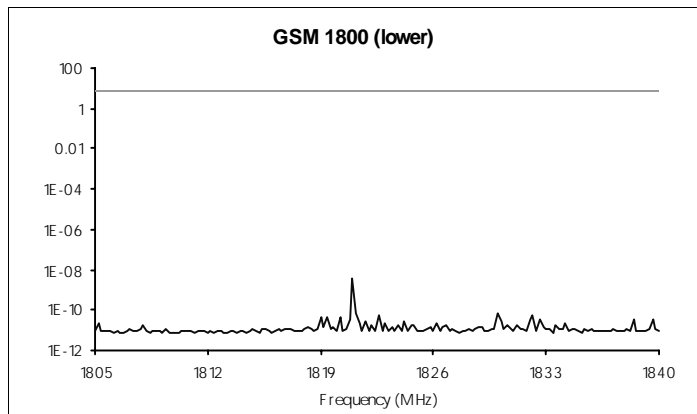
Manufacturer: Rohde & Schwarz

Model: HE200.4050.3609 02

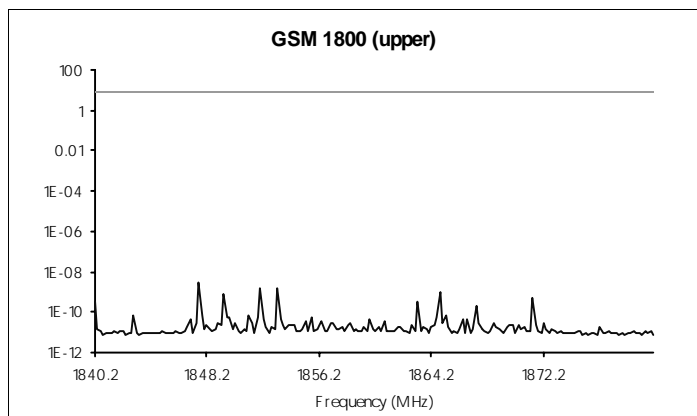
Serial Number: 100090



Frequency (MHz)	Maximum Exposure (W/m ²)	ICNIRP Limit (W/m ²)	Frequency Exposure Quotient
945.600	3.02E-07	4.73	6.38E-08
955.200	2.88E-07	4.78	6.03E-08
942.200	2.38E-07	4.71	5.05E-08
943.400	3.37E-08	4.72	7.14E-09
942.600	1.81E-08	4.71	3.83E-09
957.600	1.03E-08	4.79	2.15E-09
945.800	6.16E-09	4.73	1.30E-09
955.000	3.71E-09	4.78	7.76E-10
955.400	3.16E-09	4.78	6.61E-10
942.400	3.00E-09	4.71	6.36E-10
Band Exposure Quotient:			1.94E-07



Frequency (MHz)	Maximum Exposure (W/m ²)	ICNIRP Limit (W/m ²)	Frequency Exposure Quotient
1,821.000	3.80E-09	9.11	4.17E-10
1,821.200	7.41E-11	9.11	8.14E-12
1,830.000	6.12E-11	9.15	6.68E-12
1,822.600	5.64E-11	9.11	6.18E-12
1,832.200	5.47E-11	9.16	5.97E-12
1,820.200	4.78E-11	9.10	5.25E-12
1,819.400	4.56E-11	9.10	5.01E-12
1,819.000	4.35E-11	9.10	4.78E-12
1,820.800	3.46E-11	9.10	3.81E-12
1,832.600	3.30E-11	9.16	3.60E-12
Band Exposure Quotient:			6.73E-10



Frequency (MHz)	Maximum Exposure (W/m ²)	ICNIRP Limit (W/m ²)	Frequency Exposure Quotient
1,847.600	2.88E-09	9.24	3.12E-10
1,852.000	1.56E-09	9.26	1.68E-10
1,853.200	1.39E-09	9.27	1.50E-10
1,864.800	8.97E-10	9.32	9.62E-11
1,849.400	7.26E-10	9.25	7.85E-11
1,871.400	5.22E-10	9.36	5.58E-11
1,840.200	3.42E-10	9.20	3.72E-11
1,863.200	3.25E-10	9.32	3.48E-11
1,867.400	2.31E-10	9.34	2.48E-11
1,851.200	7.45E-11	9.26	8.05E-12
Band Exposure Quotient:			1.31E-09

Total number of measurements: 572

Total Band Exposure Quotient: **1.96E-07**

Site: Priory High School

Location: Staff Room

NGR: SD 4401 1242

Start Time: 30 October 2002 11:19:45

Officer: CD/JW

Receiver:

Manufacturer: ROHDE&SCHWARZ

Model: EB200

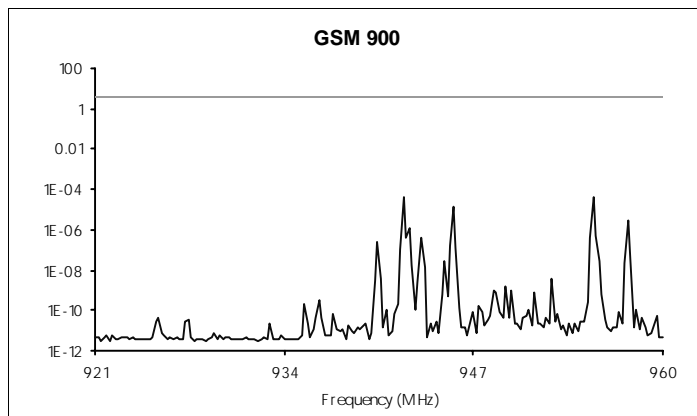
Serial Number: 838.681/003

Antenna:

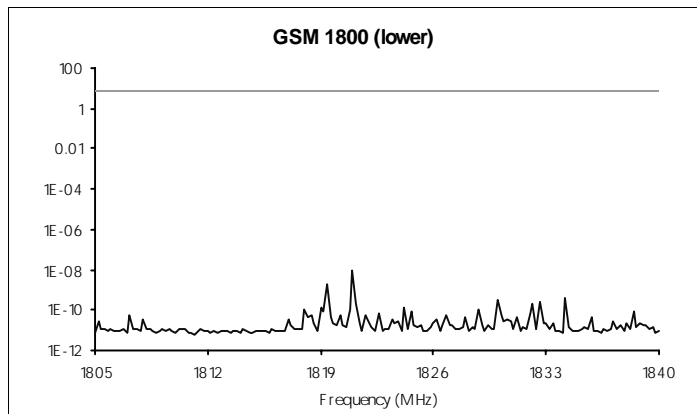
Manufacturer: Rohde & Schwarz

Model: HE200.4050.3609 02

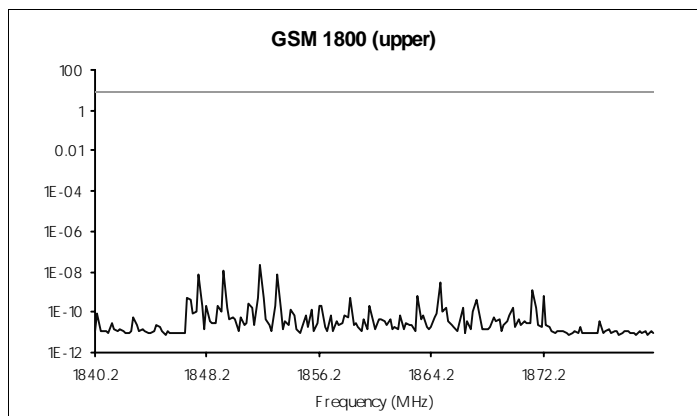
Serial Number: 100090



Frequency (MHz)	Maximum Exposure (W/m²)	ICNIRP Limit (W/m²)	Frequency Exposure Quotient
942.200	4.23E-05	4.71	8.98E-06
955.200	4.26E-05	4.78	8.92E-06
945.600	1.51E-05	4.73	3.20E-06
957.600	2.70E-06	4.79	5.64E-07
942.600	1.31E-06	4.71	2.78E-07
955.400	5.24E-07	4.78	1.10E-07
955.000	4.26E-07	4.78	8.91E-08
942.400	4.04E-07	4.71	8.57E-08
943.400	3.78E-07	4.72	8.01E-08
940.400	2.54E-07	4.70	5.40E-08
Band Exposure Quotient:			2.25E-05



Frequency (MHz)	Maximum Exposure (W/m²)	ICNIRP Limit (W/m²)	Frequency Exposure Quotient
1,821.000	8.51E-09	9.11	9.34E-10
1,819.400	1.94E-09	9.10	2.14E-10
1,834.200	4.46E-10	9.17	4.87E-11
1,830.000	2.93E-10	9.15	3.20E-11
1,832.600	2.68E-10	9.16	2.93E-11
1,832.200	1.99E-10	9.16	2.17E-11
1,821.200	1.91E-10	9.11	2.09E-11
1,819.000	1.47E-10	9.10	1.62E-11
1,824.200	1.21E-10	9.12	1.32E-11
1,828.800	1.19E-10	9.14	1.30E-11
Band Exposure Quotient:			1.69E-09



Frequency (MHz)	Maximum Exposure (W/m²)	ICNIRP Limit (W/m²)	Frequency Exposure Quotient
1,852.000	2.20E-08	9.26	2.38E-09
1,849.400	1.15E-08	9.25	1.24E-09
1,847.600	7.94E-09	9.24	8.59E-10
1,853.200	6.67E-09	9.27	7.19E-10
1,864.800	2.97E-09	9.32	3.18E-10
1,871.400	1.31E-09	9.36	1.40E-10
1,872.200	6.43E-10	9.36	6.87E-11
1,863.200	6.33E-10	9.32	6.79E-11
1,852.200	5.41E-10	9.26	5.84E-11
1,858.400	5.34E-10	9.29	5.75E-11
Band Exposure Quotient:			6.89E-09

Total number of measurements: 572

Total Band Exposure Quotient: 2.25E-05

Site: Priory High School

Location: School Hall

NGR: SD 4401 1242

Start Time: 30 October 2002 11:34:11

Officer: CD/JW

Receiver:

Manufacturer: ROHDE&SCHWARZ

Model: EB200

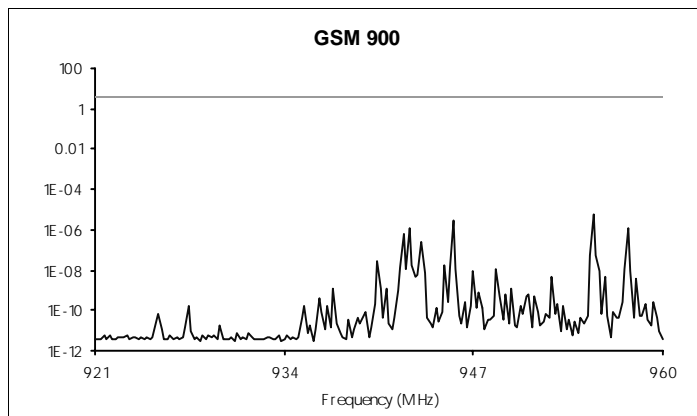
Serial Number: 838.681/003

Antenna:

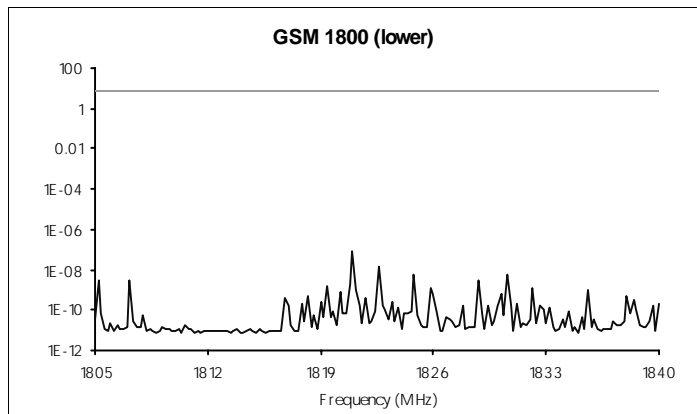
Manufacturer: Rohde & Schwarz

Model: HE200.4050.3609 02

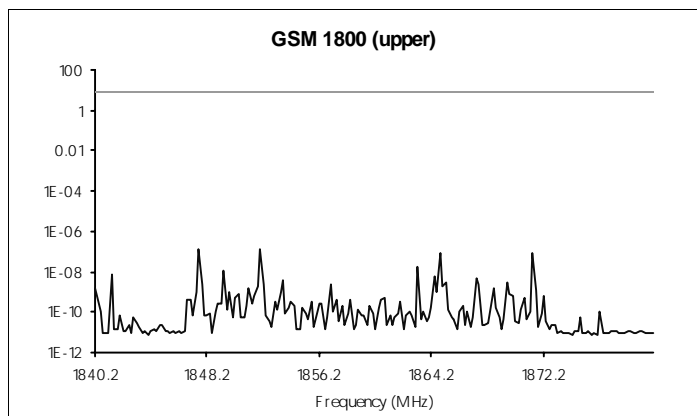
Serial Number: 100090



Frequency (MHz)	Maximum Exposure (W/m ²)	ICNIRP Limit (W/m ²)	Frequency Exposure Quotient
955.200	5.61E-06	4.78	1.18E-06
945.600	2.69E-06	4.73	5.69E-07
942.600	1.25E-06	4.71	2.65E-07
957.600	1.13E-06	4.79	2.35E-07
942.200	5.84E-07	4.71	1.24E-07
943.400	2.33E-07	4.72	4.94E-08
955.400	5.36E-08	4.78	1.12E-08
955.000	4.89E-08	4.78	1.02E-08
940.400	2.48E-08	4.70	5.27E-09
945.000	1.62E-08	4.72	3.42E-09
Band Exposure Quotient:			2.48E-06



Frequency (MHz)	Maximum Exposure (W/m ²)	ICNIRP Limit (W/m ²)	Frequency Exposure Quotient
1,821.000	8.51E-08	9.11	9.34E-09
1,822.600	1.32E-08	9.11	1.45E-09
1,830.600	6.27E-09	9.15	6.85E-10
1,824.800	5.79E-09	9.12	6.34E-10
1,807.200	3.31E-09	9.04	3.66E-10
1,805.200	3.30E-09	9.03	3.65E-10
1,828.800	2.99E-09	9.14	3.27E-10
1,820.800	1.82E-09	9.10	2.00E-10
1,819.400	1.58E-09	9.10	1.74E-10
1,825.800	1.21E-09	9.13	1.33E-10
Band Exposure Quotient:			1.51E-08



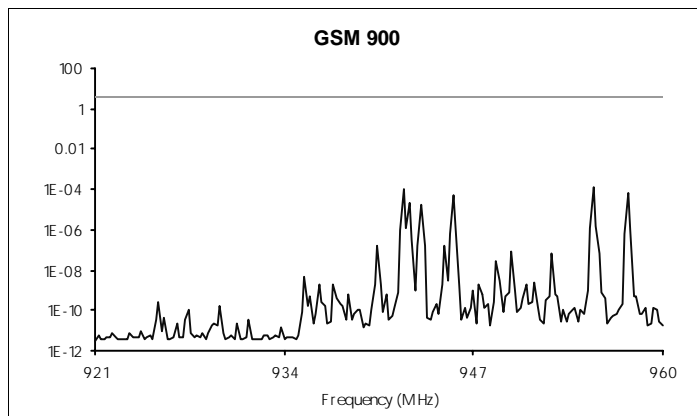
Frequency (MHz)	Maximum Exposure (W/m ²)	ICNIRP Limit (W/m ²)	Frequency Exposure Quotient
1,852.000	1.33E-07	9.26	1.43E-08
1,847.600	1.23E-07	9.24	1.33E-08
1,864.800	8.97E-08	9.32	9.62E-09
1,871.400	8.46E-08	9.36	9.05E-09
1,863.200	1.74E-08	9.32	1.87E-09
1,849.400	1.12E-08	9.25	1.22E-09
1,841.400	6.68E-09	9.21	7.26E-10
1,864.400	5.78E-09	9.32	6.21E-10
1,867.400	4.73E-09	9.34	5.06E-10
1,853.600	4.02E-09	9.27	4.34E-10
Band Exposure Quotient:			5.67E-08

Total number of measurements: 572

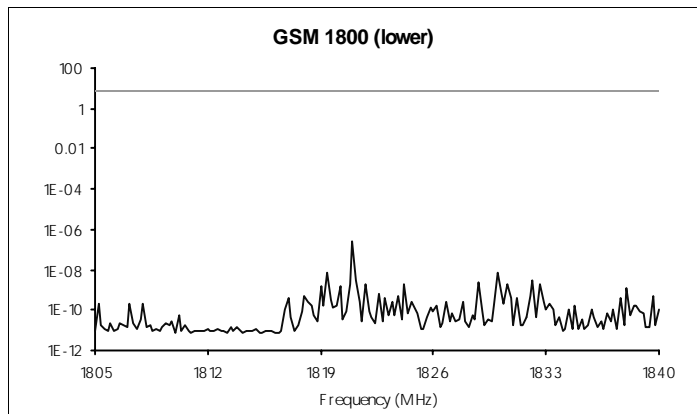
Total Band Exposure Quotient: 2.55E-06

Site: Priory High School
Location: School Field in Lee of mast
NGR: SD 4398 1249
Start Time: 30 October 2002 11:45:49
Officer: CD/JW

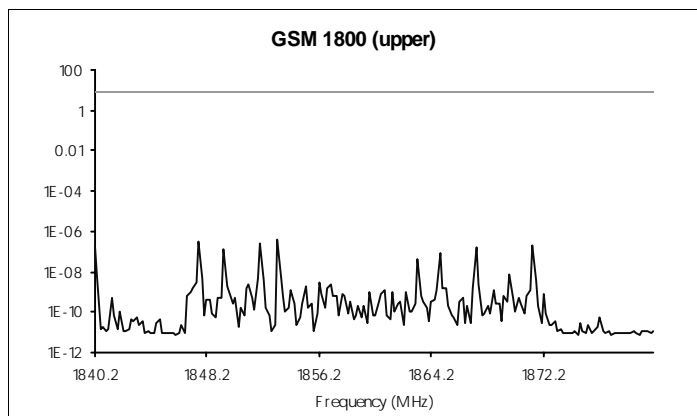
Receiver:
 Manufacturer: ROHDE&SCHWARZ
 Model: EB200
 Serial Number: 838.681/003
Antenna:
 Manufacturer: Rohde & Schwarz
 Model: HE200.4050.3609 02
 Serial Number: 100090



Frequency (MHz)	Maximum Exposure (W/m²)	ICNIRP Limit (W/m²)	Frequency Exposure Quotient
955.200	1.26E-04	4.78	2.63E-05
942.200	9.47E-05	4.71	2.01E-05
957.600	6.63E-05	4.79	1.38E-05
945.600	4.89E-05	4.73	1.03E-05
942.600	2.38E-05	4.71	5.05E-06
943.400	1.85E-05	4.72	3.92E-06
955.400	1.66E-06	4.78	3.47E-07
945.800	1.44E-06	4.73	3.06E-07
955.000	1.26E-06	4.78	2.63E-07
942.400	1.17E-06	4.71	2.47E-07
Band Exposure Quotient:			8.17E-05



Frequency (MHz)	Maximum Exposure (W/m²)	ICNIRP Limit (W/m²)	Frequency Exposure Quotient
1,821.000	2.51E-07	9.11	2.76E-08
1,830.000	8.06E-09	9.15	8.81E-10
1,819.400	6.74E-09	9.10	7.41E-10
1,832.200	3.01E-09	9.16	3.28E-10
1,821.200	2.88E-09	9.11	3.17E-10
1,828.800	2.54E-09	9.14	2.78E-10
1,820.800	1.99E-09	9.10	2.19E-10
1,830.600	1.98E-09	9.15	2.16E-10
1,832.600	1.90E-09	9.16	2.07E-10
1,824.200	1.83E-09	9.12	2.00E-10
Band Exposure Quotient:			3.32E-08



Frequency (MHz)	Maximum Exposure (W/m²)	ICNIRP Limit (W/m²)	Frequency Exposure Quotient
1,853.200	3.58E-07	9.27	3.86E-08
1,847.600	3.31E-07	9.24	3.58E-08
1,852.000	2.65E-07	9.26	2.86E-08
1,871.400	2.23E-07	9.36	2.38E-08
1,867.400	1.76E-07	9.34	1.88E-08
1,840.200	1.71E-07	9.20	1.86E-08
1,849.400	1.26E-07	9.25	1.36E-08
1,864.800	8.76E-08	9.32	9.40E-09
1,863.200	3.90E-08	9.32	4.19E-09
1,869.800	6.70E-09	9.35	7.17E-10
Band Exposure Quotient:			2.02E-07

Total number of measurements: 572

Total Band Exposure Quotient: **8.19E-05**

Site: Priory High School

Location: Medical Room

NGR: SD 4403 1245

Start Time: 30 October 2002 11:58:53

Officer: CD/JW

Receiver:

Manufacturer: ROHDE&SCHWARZ

Model: EB200

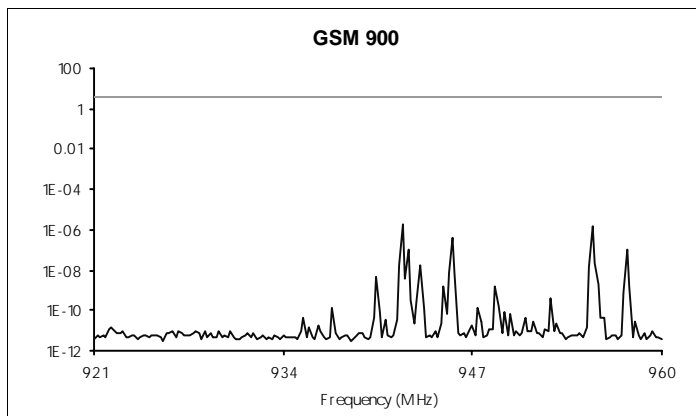
Serial Number: 838.681/003

Antenna:

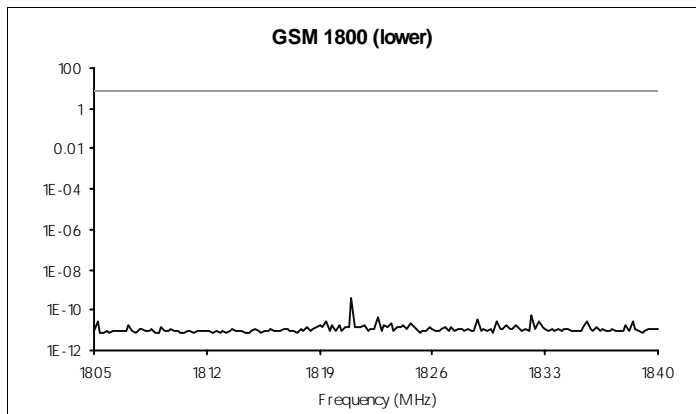
Manufacturer: Rohde & Schwarz

Model: HE200.4050.3609 02

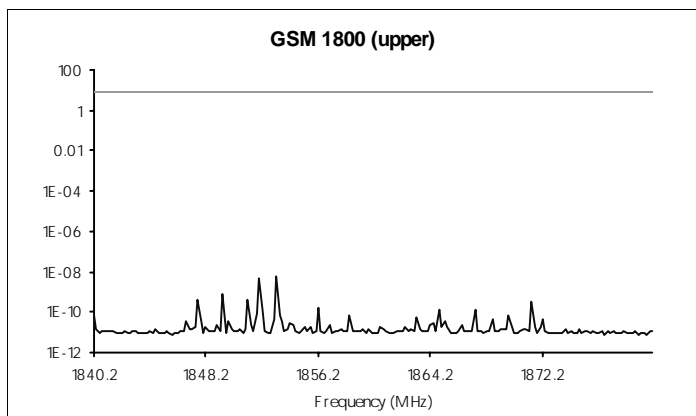
Serial Number: 100090



Frequency (MHz)	Maximum Exposure (W/m ²)	ICNIRP Limit (W/m ²)	Frequency Exposure Quotient
942.200	1.72E-06	4.71	3.66E-07
955.200	1.66E-06	4.78	3.47E-07
945.600	4.07E-07	4.73	8.61E-08
942.600	1.11E-07	4.71	2.36E-08
957.600	1.00E-07	4.79	2.10E-08
955.400	2.18E-08	4.78	4.57E-09
943.400	1.81E-08	4.72	3.83E-09
942.000	1.80E-08	4.71	3.83E-09
955.000	1.41E-08	4.78	2.95E-09
945.800	7.24E-09	4.73	1.53E-09
Band Exposure Quotient:			8.65E-07



Frequency (MHz)	Maximum Exposure (W/m ²)	ICNIRP Limit (W/m ²)	Frequency Exposure Quotient
1,821.000	3.63E-10	9.11	3.99E-11
1,832.200	6.00E-11	9.16	6.55E-12
1,822.600	3.99E-11	9.11	4.38E-12
1,828.800	3.59E-11	9.14	3.93E-12
1,805.200	3.01E-11	9.03	3.33E-12
1,819.400	3.01E-11	9.10	3.31E-12
1,838.400	2.90E-11	9.19	3.16E-12
1,830.000	2.67E-11	9.15	2.92E-12
1,835.600	2.57E-11	9.18	2.81E-12
1,832.600	2.56E-11	9.16	2.80E-12
Band Exposure Quotient:			2.72E-10



Frequency (MHz)	Maximum Exposure (W/m ²)	ICNIRP Limit (W/m ²)	Frequency Exposure Quotient
1,853.200	5.81E-09	9.27	6.27E-10
1,852.000	4.82E-09	9.26	5.20E-10
1,849.400	7.10E-10	9.25	7.67E-11
1,847.600	3.89E-10	9.24	4.21E-11
1,851.200	3.65E-10	9.26	3.94E-11
1,871.400	3.61E-10	9.36	3.86E-11
1,856.200	1.54E-10	9.28	1.65E-11
1,864.800	1.42E-10	9.32	1.52E-11
1,867.400	1.30E-10	9.34	1.39E-11
1,852.200	1.03E-10	9.26	1.11E-11
Band Exposure Quotient:			1.71E-09

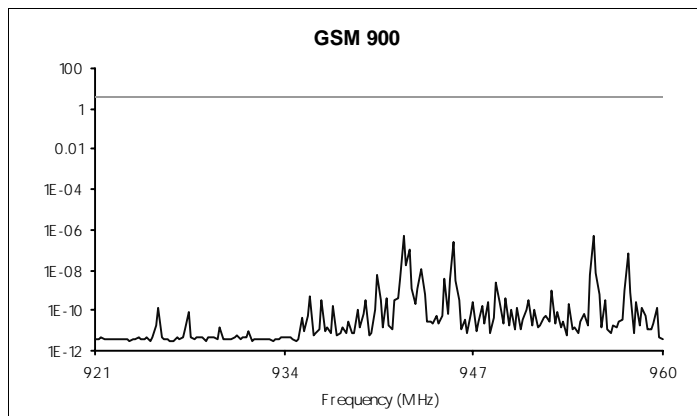
Total number of measurements: 572

Total Band Exposure Quotient: **8.67E-07**

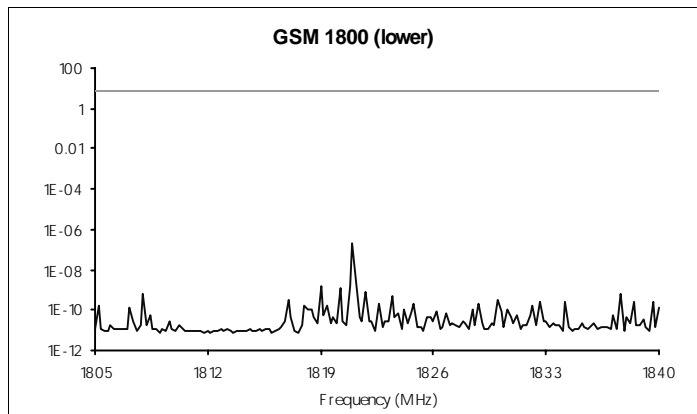
Site: Priory High School
Location: Headmasters Office

NGR: SD 4499 1244 **Taken from GPS**
Start Time: 30 October 2002 12:12:18
Officer: CD/JW

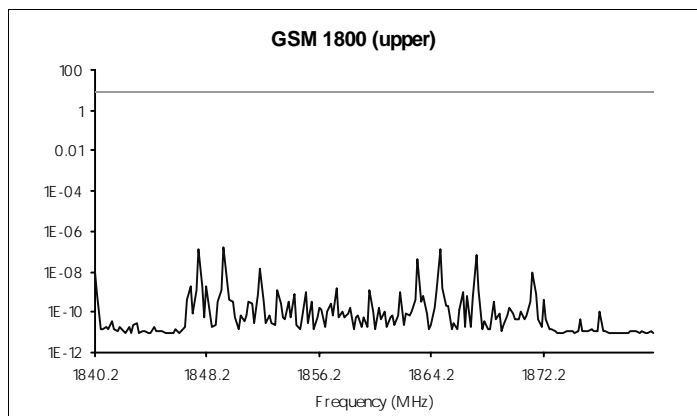
Receiver:
Manufacturer: ROHDE&SCHWARZ
Model: EB200
Serial Number: 838.681/003
Antenna:
Manufacturer: Rohde & Schwarz
Model: HE200.4050.3609 02
Serial Number: 100090



Frequency (MHz)	Maximum Exposure (W/m ²)	ICNIRP Limit (W/m ²)	Frequency Exposure Quotient
942.200	4.86E-07	4.71	1.03E-07
955.200	4.67E-07	4.78	9.78E-08
945.600	2.75E-07	4.73	5.82E-08
942.600	1.14E-07	4.71	2.42E-08
957.600	7.44E-08	4.79	1.55E-08
942.400	1.65E-08	4.71	3.49E-09
943.400	1.20E-08	4.72	2.53E-09
955.400	7.58E-09	4.78	1.59E-09
940.400	6.23E-09	4.70	1.32E-09
955.000	5.48E-09	4.78	1.15E-09
Band Exposure Quotient:			3.16E-07



Frequency (MHz)	Maximum Exposure (W/m ²)	ICNIRP Limit (W/m ²)	Frequency Exposure Quotient
1,821.000	2.04E-07	9.11	2.24E-08
1,821.200	2.88E-09	9.11	3.17E-10
1,819.000	1.44E-09	9.10	1.58E-10
1,820.800	1.38E-09	9.10	1.51E-10
1,820.200	1.23E-09	9.10	1.35E-10
1,821.800	7.59E-10	9.11	8.33E-11
1,808.000	6.03E-10	9.04	6.67E-11
1,837.600	6.06E-10	9.19	6.59E-11
1,823.400	4.59E-10	9.12	5.03E-11
1,817.000	3.44E-10	9.09	3.79E-11
Band Exposure Quotient:			2.42E-08



Frequency (MHz)	Maximum Exposure (W/m ²)	ICNIRP Limit (W/m ²)	Frequency Exposure Quotient
1,849.400	1.70E-07	9.25	1.84E-08
1,864.800	1.30E-07	9.32	1.39E-08
1,847.600	1.23E-07	9.24	1.33E-08
1,867.400	7.49E-08	9.34	8.02E-09
1,863.200	4.09E-08	9.32	4.39E-09
1,852.000	1.52E-08	9.26	1.65E-09
1,840.200	9.87E-09	9.20	1.07E-09
1,871.400	8.66E-09	9.36	9.26E-10
1,849.600	3.32E-09	9.25	3.59E-10
1,847.800	2.04E-09	9.24	2.21E-10
Band Exposure Quotient:			6.59E-08

Total number of measurements: 572

Total Band Exposure Quotient: **4.06E-07**

Glossary

- Site:** The building or area around which sets of measurements are taken
- Location:** The position within a site at which a single set of measurements is taken. A set of measurements consists of multiple scans of many frequencies within a number of bands
- Band:** A portion of the electromagnetic spectrum reserved for specific radio services
- NGR:** The Ordnance Survey national grid reference coordinates of the location. In this survey NGRs are specified to 8-digit (10-metre) resolution. E.g. SJ 9755 9888
- GPS:** The Global Positioning System
- Start Time:** The date and time at which the receiver started taking its measurements at a location
- Officer:** The name of the RA representative who carried out the audit
- Receiver:** The receiver used to perform the measurements
- Antenna:** The antenna used to perform the measurements
- Exposure:** The maximum measured electric field strength (dB(μ V/m)) converted to an equivalent power density (W/m²)
- Power Density:** The electromagnetic energy flowing through a unit area normal to the direction of propagation in a unit time. Measured in Watts per square metre (W/m²)
- ICNIRP Limit:** The reference level given by the International Commission for Non-Ionizing Radiation Protection (ICNIRP) for general public exposure to electromagnetic fields

Frequency	ICNIRP limit	
10MHz to 400 MHz	2 W/m ²	
400MHz to 2GHz	f / 200 W/m ²	(where f is frequency in MHz)
2GHz to 300GHz	10 W/m ²	

Frequency Exposure Quotient:

The ratio of the measured maximum power density to the ICNIRP limit at a given frequency. A value close to 1 signifies that exposure levels could be near to the ICNIRP limit for that frequency

Band Exposure Quotient:

The sum of the frequency exposure quotients for a single band at a location

Total Band Exposure Quotient:

The sum of the frequency exposure quotients for all of the measured bands at a location

- GSM:** Global System for Mobile communication
- ETACS:** Extended Total Access Communications
- TETRA:** Terrestrial Trunked Radio
- 3G:** Third Generation mobile-phone services

- 1.00E-03:** Exponential (or 'scientific') number format. Equal to one thousandth
- 1.00E-06:** Equal to one millionth
- 1.00E-09:** Equal to one thousand-millionth
- 1.00E-12:** Equal to one million-millionth