

Post

Figure 6.1

Regular use of postage stamps and postal services products by nation



Source: Ofcom Attitudes toward spending research, 2012

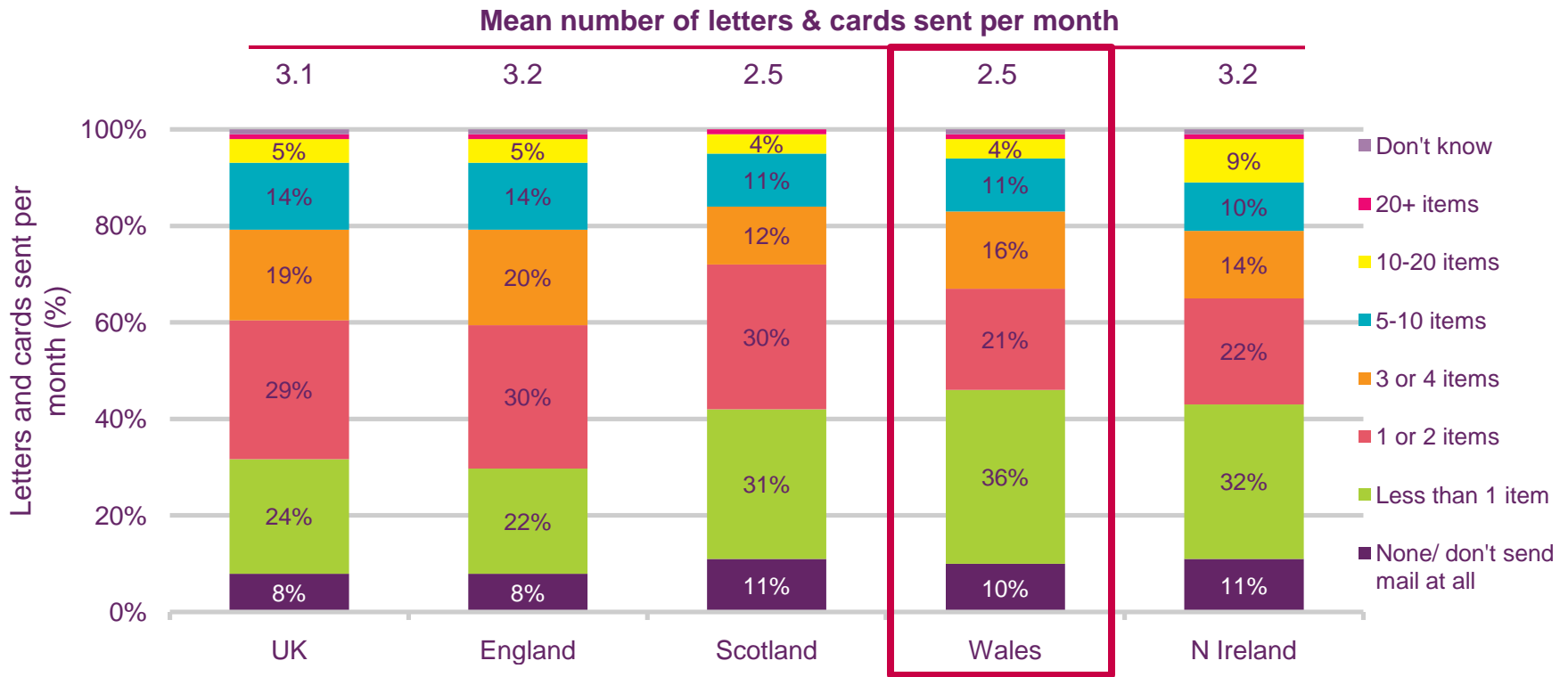
Base: All adults aged 16+ (n = 2124 UK, 1726 England, 182 Scotland, 99 Wales, 117 Northern Ireland)

Q: Do you or anyone in your household regularly do any of the following...

Figure 6.2



Approximate number of letters and cards sent per month - personal mail



Source: Ofcom omnibus research, December 2011

Base: All adults aged 16+ with responsibility for post (n = 3615 UK, 3115 England, 232 Scotland, 173 Wales, 95 Northern Ireland)

Q. Approximately how many letters and cards, do you personally send in an average month? This should exclude any items you send from home in connection with running a business, if you do this from home. We will ask about parcels separately.

Figure 6.3

Approximate number of letters and cards received per week



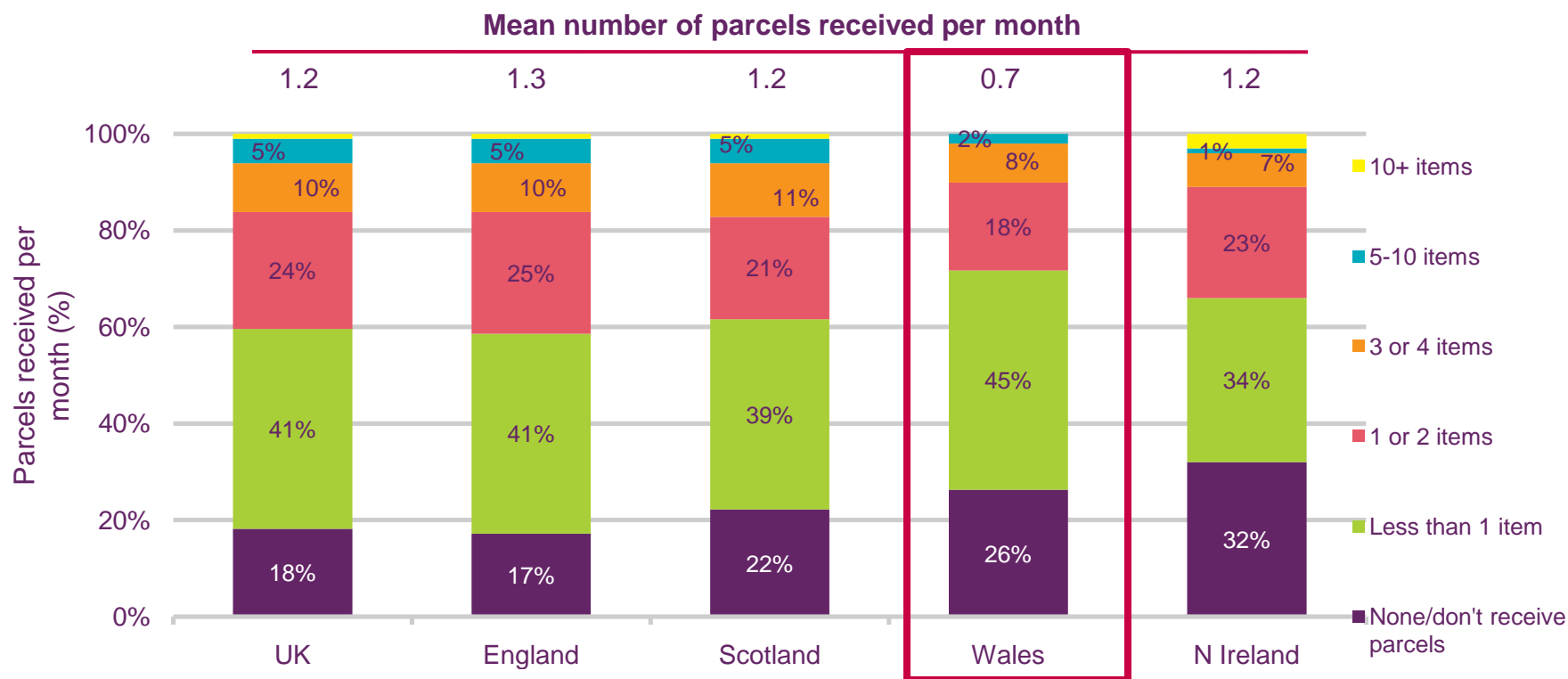
Source: Ofcom omnibus research, December 2011

Base: All adults aged 16+ with responsibility for post (n = 3615 UK, 3115 England, 232 Scotland, 173 Wales, 95 Northern Ireland)

Q. Approximately how many letters or cards do you receive in an average week? Please don't include parcels, we will ask you about these separately.

Figure 6.4

Approximate number of parcels received per month - personal mail



Source: Ofcom omnibus research, December 2011

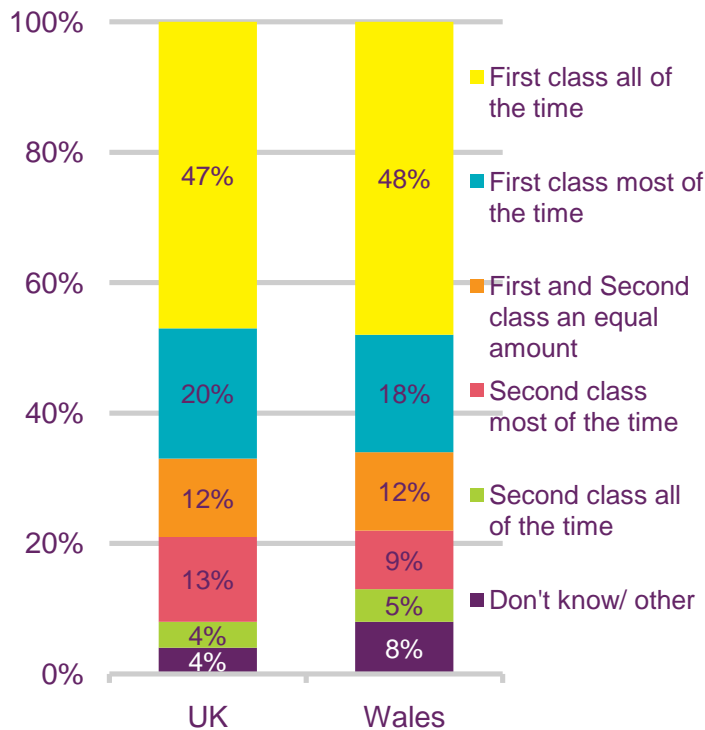
Base: All adults aged 16+ with responsibility for post (n = 3615 UK, 3115 England, 232 Scotland, 173 Wales, 95 Northern Ireland)

Q. Approximately how many parcels do you receive in an average month?

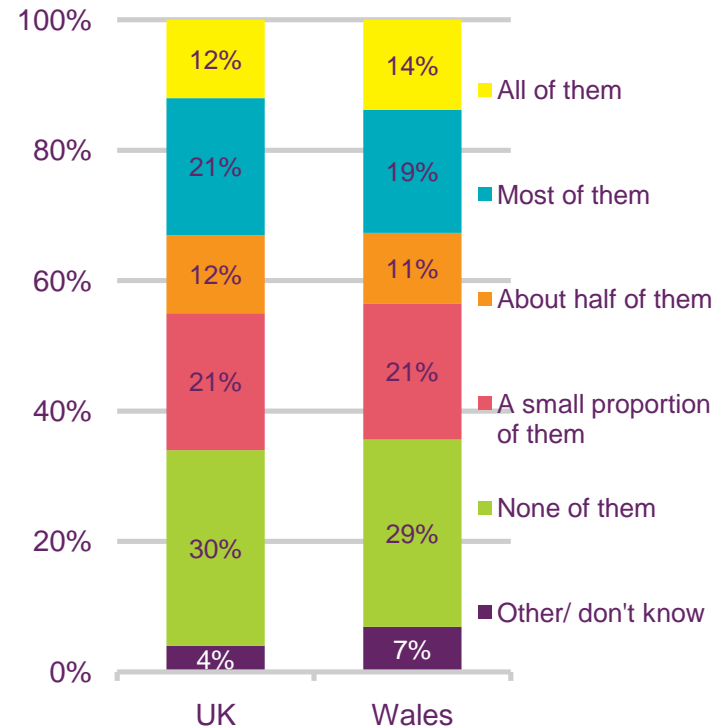
Figure 6.5

Use of First and Second class post

Use of first and second class for letters



Proportion of letters/ cards that must be at their destination next working day



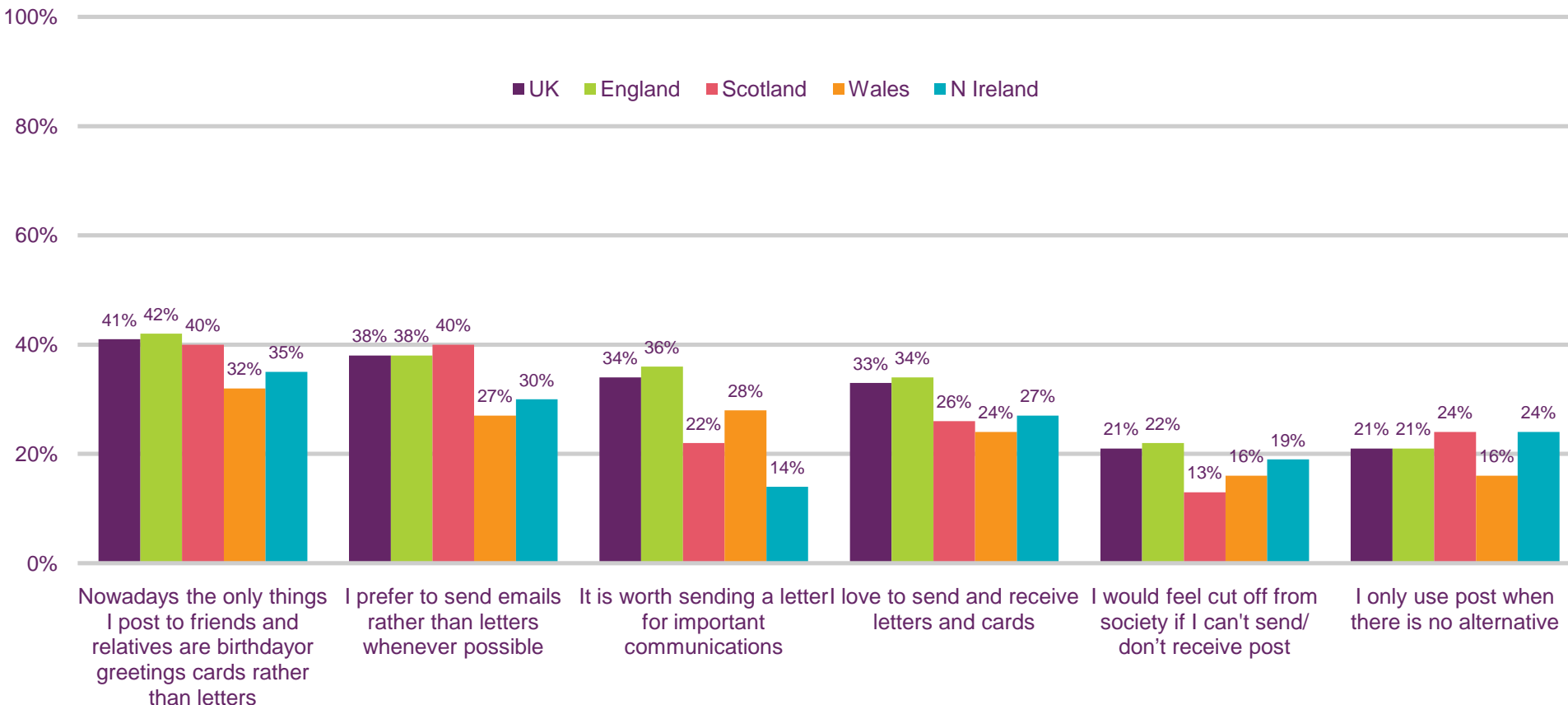
Source: Ofcom omnibus research, December 2011

Base: All adults aged 16+ with responsibility for post (n = 3615 UK, 173 Wales)

Q. When sending letters/ cards which do you use? And what proportion of these letters/ cards have to be at their destination the next working day?

Figure 6.6

Agreement with statements about post



Source: Ofcom omnibus research, December 2011

Base: All adults aged 16+ with responsibility for post (n = 3615 UK, 3115 England, 232 Scotland, 173 Wales, 95 Northern Ireland)

Q. Which of these statements apply to you?