

# B - PSB Output and Spend

PSB Report 2012 – Information pack

# Contents

	Page
• Background	2
• PSB spend	4
• PSB first run originations	14
• UK/national News and Current Affairs	19
• UK/national News	21
• Current Affairs	23
• Non-network output in the nations and English regions	25
• Factual	29
• Factual output by sub-genre	30
• Specialist Factual – peak time first run originated output	31
• Arts, Education and Religion/Ethics	32
• Children’s PSB output and expenditure	35
• Drama, Soap, Sport and Comedy output	38

# Background (1)

- This information pack contains data gathered through Ofcom's Market Intelligence database in order to provide a picture of the PSB programming and spend over the last five years on PSB channels.
- The data in this report are collected by Ofcom from the broadcasters each year, as part of their PSB returns and include figures on the volume of hours broadcast during the year and programme expenditure.

## Notes on the data

- **PSB Channels**

- Where possible data has been provided for BBC One, BBC Two, ITV1, ITV Breakfast, Channel 4, Channel 5 and the BBC's PSB digital channels: BBC Three, BBC Four, CBBC, Cbeebies, BBC News and BBC Parliament. BBC HD has been excluded from much of the analysis in the report as much of its output is simulcast from the core BBC channels and therefore would represent a disproportionate amount of broadcast hours and spend. Please refer to individual footnotes and chart details indicating when a smaller group of these channels is reported on. ITV1 includes GMTV1 unless otherwise stated. Data for S4C is shown in a separate section, apart from S4C's children's output which is included within the children's section of the report.
- GMTV became Daybreak during 2010; the data relating to both services are labelled as 'ITV Breakfast' throughout this pack.

- **Spend data**

- Programme spend represents the total cost of production or acquisition, including rights costs but excluding third party investment. In the case of commissions, it represents the price paid to the independent producer (and therefore includes a mark-up on production costs).
- Trend data showing programme costs over a number of years is given in 2011 prices (i.e. taking account of inflation, using the Retail Price Index).

# Background (2)



- **Genre definitions**

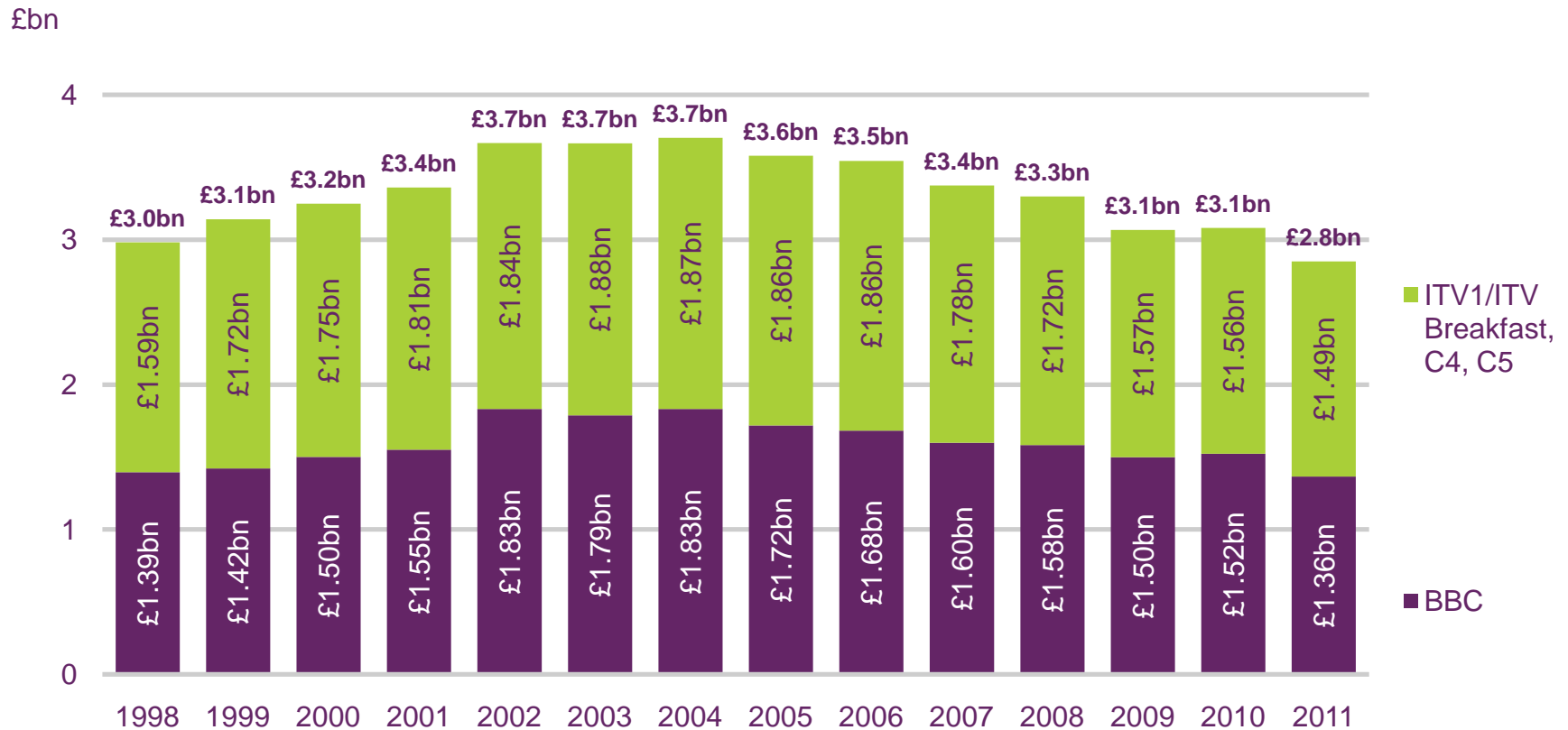
- The allocation of programmes to different genres and the application of common definitions was agreed with broadcasters in 2006 when programme classifications were updated and standardised across PSBs. Figures for certain genres may therefore differ slightly from earlier reported figures. These are noted where relevant. The new genre structure allowed broadcasters more flexibility in the classification of programmes to particular genres, but it has not been possible to go back and re-classify pre-2006 data, therefore analysis of trends using the new breakdowns is only possible for four of the five years reviewed in this report.
- The following changes should be noted in the composition of the figures 2006 and later:
  - Drama includes TV movies which were previously added to Films. Entertainment includes contemporary music but Comedy is now shown separately and includes situation comedy and scripted comedy.
  - Specialist Factual includes Science & Technology, History, Nature & Wildlife and other documentaries.
  - Other Factual includes Hobbies & Leisure, Factual Magazines, Consumer Magazines and General Factual.
  - Factual Entertainment includes reality shows. In previous years some Factual Entertainment programmes were included within Entertainment.

Note: these genres are defined for our monitoring and reporting purposes, and do not necessarily correspond to definitions used in broadcasting legislation, such as the AVMS Directive.

- **Definition of peak time**

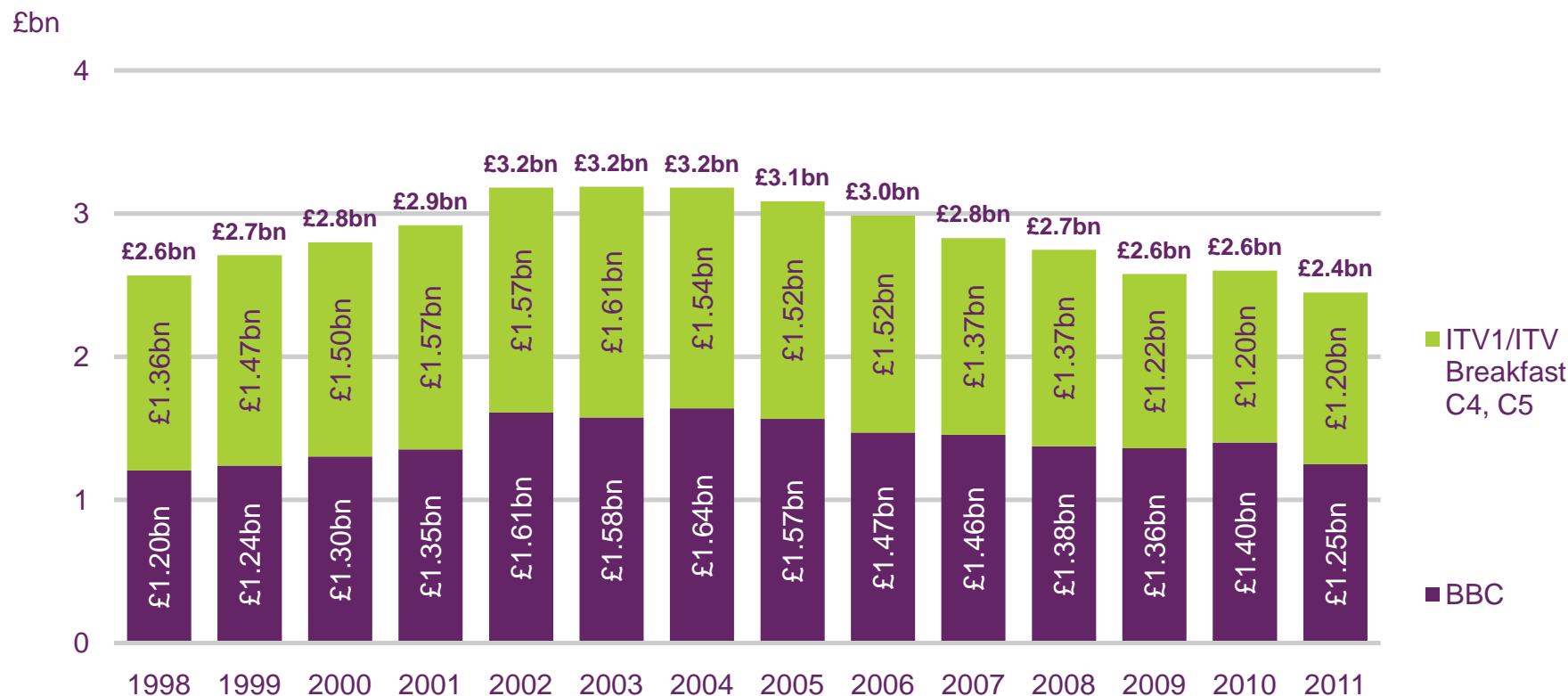
- The standard definition of peak time is from 6pm to 10.30pm. However, for BBC Three and BBC Four peak time runs from 7pm (when broadcasting starts on these channels) to 10.30pm.

## Fig 1 PSB overall network programme spend



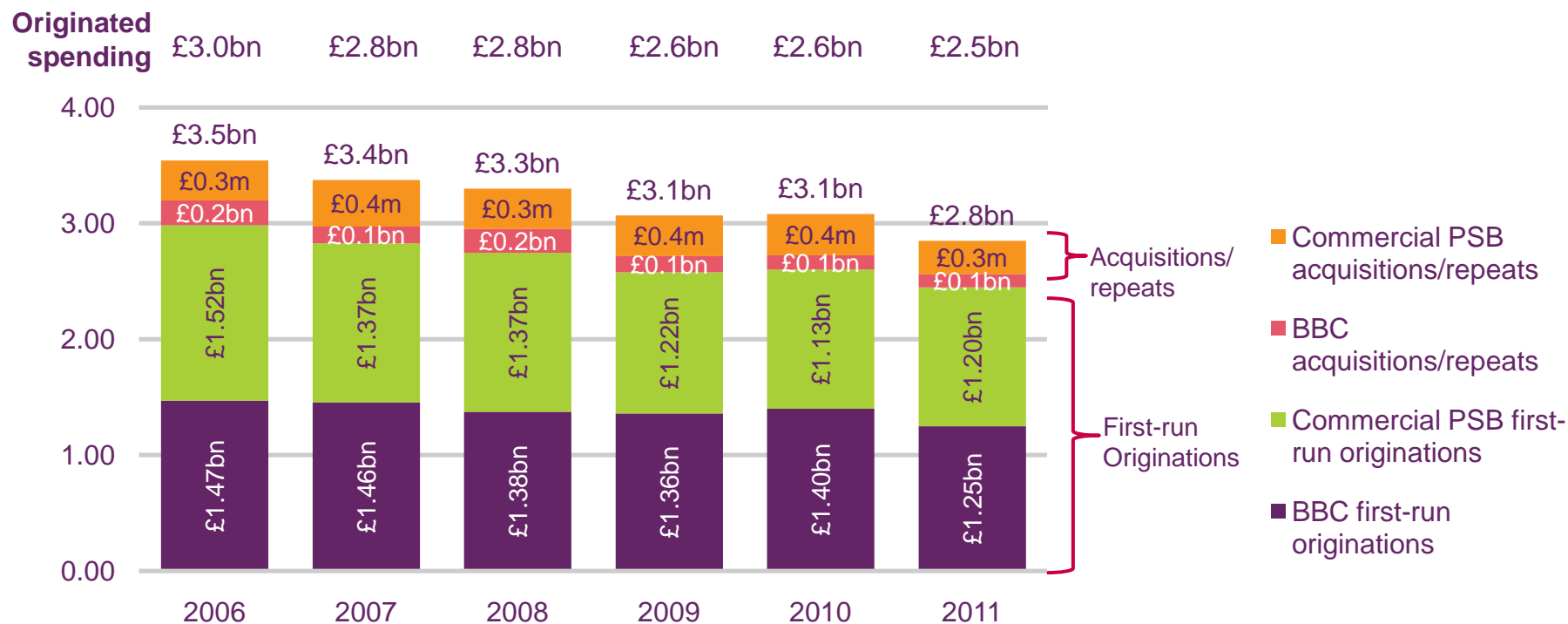
Source: Ofcom/broadcasters. Note: figures are expressed in 2011 prices. BBC figures include BBC1, BBC2, BBC3, BBC4, CBBC, CBeebies, BBC News, BBC Parliament. The analysis does not include S4C, BBC Alba or BBC HD. Figures exclude nations/regions programming.

## Fig 2 PSB network spend on first-run originations



Source: Ofcom/broadcasters. Note: figures are expressed in 2011 prices. BBC figures include BBC1, BBC2, BBC3, BBC4, CBBC, CBeebies, BBC News, BBC Parliament. The analysis does not include S4C, BBC Alba or BBC HD. Figures exclude nations/regions programming.

## Fig 3 PSB network spend on first-run originations, acquisitions and repeats



Source: Ofcom/broadcasters. Note: figures are expressed in 2011 prices. BBC figures include BBC1, BBC2, BBC3, BBC4, CBBC, CBeebies, BBC News, BBC Parliament. Commercial PSB includes ITV1, ITV Breakfast, Channel 4 and Channel 5. The analysis does not include S4C, BBC Alba or BBC HD. Figures exclude nations/regions programming.

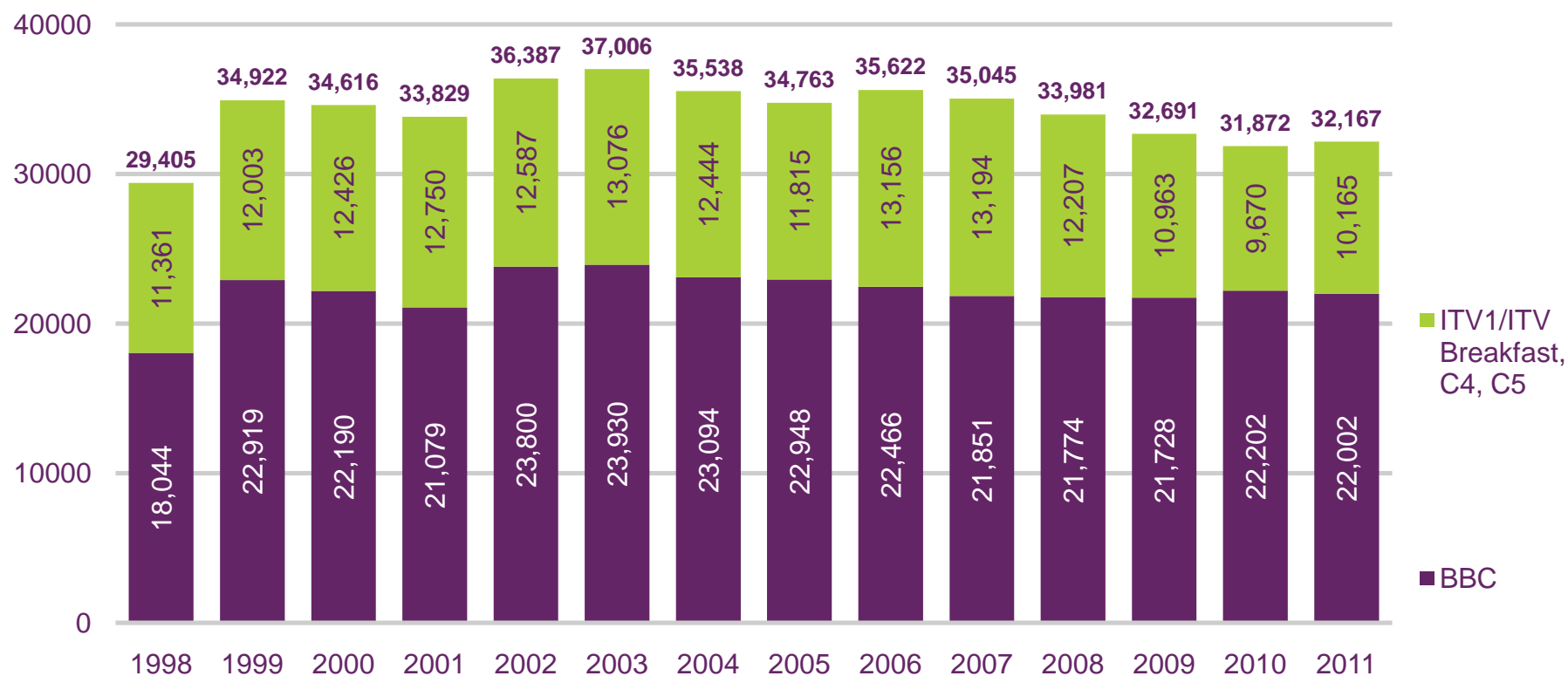
## Fig 4 PSB spend – first-run and all hours, by channel

	Spend on all hours								Spend on first-run originated output						First run spend as a % of all spend		
	2006	2010	2011	Change (£m)		Change (%)		2006	2010	2011	Change (£m)		Change (%)		2006	2010	2011
				5 yr	1 yr	5 yr	1 yr				5 yr	1 yr	5 yr	1 yr			
BBC One	£999m	£915m	£777m	-£221m	-£138m	-22%	-15%	£862m	£859m	£719m	-£143m	-£140m	-17%	-16%	86%	94%	92%
BBC Two	£416m	£366m	£358m	-£59m	-£8m	-14%	-2%	£368m	£323m	£322m	-£46m	-£2m	-13%	-1%	88%	88%	90%
BBC Digital	£267m	£242m	£230m	-£37m	-£12m	-14%	-5%	£240m	£219m	£210m	-£31m	-£9m	-13%	-4%	90%	91%	91%
<b>BBC Total</b>	<b>£1682m</b>	<b>£1522m</b>	<b>£1365m</b>	<b>-£318m</b>	<b>-£157m</b>	<b>-19%</b>	<b>-10%</b>	<b>£1470m</b>	<b>£1401m</b>	<b>£1250m</b>	<b>-£220m</b>	<b>-£152m</b>	<b>-15%</b>	<b>-11%</b>	<b>87%</b>	<b>92%</b>	<b>92%</b>
ITV1/ITV Breakfast	£1030m	£891m	£811m	-£219m	-£80m	-21%	-9%	£935m	£799m	£733m	-£203m	-£67m	-22%	-8%	91%	90%	90%
Channel 4	£605m	£499m	£496m	-£109m	-£3m	-18%	-1%	£451m	£337m	£372m	-£79m	£35m	-18%	10%	74%	68%	75%
Channel 5	£227m	£170m	£178m	-£48m	£8m	-21%	5%	£130m	£65m	£95m	-£35m	£29m	-27%	45%	57%	38%	53%
<b>Commercial Total</b>	<b>£1862m</b>	<b>£1560m</b>	<b>£1485m</b>	<b>-£377m</b>	<b>-£74m</b>	<b>-20%</b>	<b>-5%</b>	<b>£1516m</b>	<b>£1201m</b>	<b>£1199m</b>	<b>-£317m</b>	<b>-£2m</b>	<b>-21%</b>	<b>0%</b>	<b>81%</b>	<b>77%</b>	<b>81%</b>
<b>Grand Total</b>	<b>£3544m</b>	<b>£3082m</b>	<b>£2850m</b>	<b>-£694m</b>	<b>-£232m</b>	<b>-20%</b>	<b>-8%</b>	<b>£2985m</b>	<b>£2602m</b>	<b>£2449m</b>	<b>-£537m</b>	<b>-£154m</b>	<b>-18%</b>	<b>-6%</b>	<b>84%</b>	<b>84%</b>	<b>86%</b>

Source: Ofcom/broadcasters. Note: figures are expressed in 2011 prices. BBC figures include BBC1, BBC2, BBC3, BBC4, CBBC, CBeebies, BBC News, BBC Parliament. The analysis does not include S4C, BBC Alba or BBC HD. Figures exclude nations/regions programming.



## Fig 5 PSB hours of first-run network originations



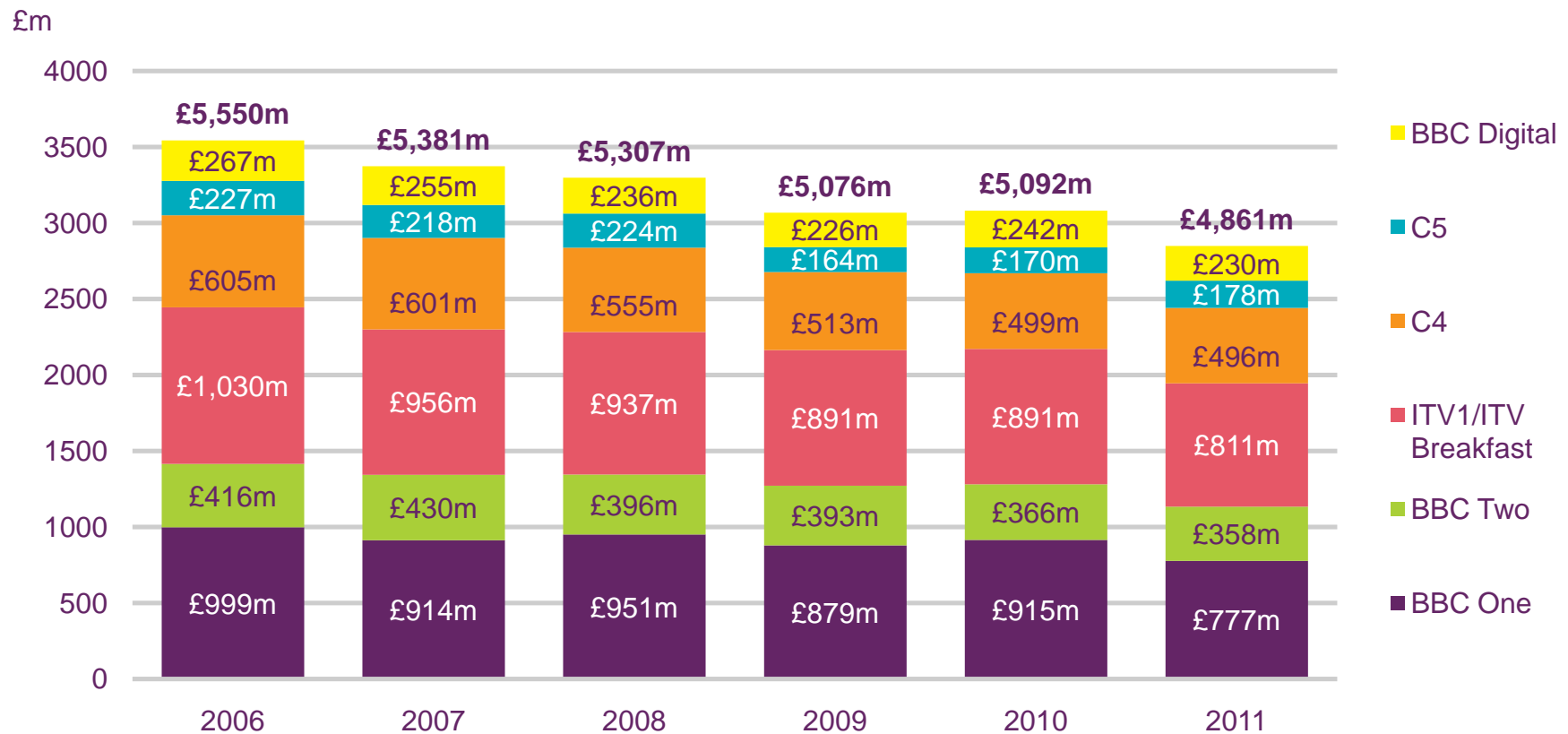
Source: Ofcom/broadcasters. Note: figures are expressed in 2011 prices. BBC figures include BBC1, BBC2, BBC3, BBC4, CBBC, CBeebies, BBC News, BBC Parliament. The analysis does not include S4C, BBC Alba or BBC HD. Figures exclude nations/regions programming.

## Fig 6 PSB spend, first-run and all hours, by genre

	Spend on all hours of output							Spend on hours of first-run originated output							First run spend as a % of all spend		
	2006	2010	2011	Change (£m)		Change (%)		2006	2010	2011	Change (£m)		Change (%)		2006	2010	2011
				5yr	1 yr	5yr	1 yr				5yr	1 yr	5yr	1 yr			
News & Current Affairs	£362m	£323m	£307m	-£56m	-£16m	-15%	-5%	£361m	£322m	£306m	-£55m	-£16m	-15%	-5%	100%	100%	100%
Arts & Classical Music	£72m	£50m	£44m	-£28m	-£6m	-39%	-12%	£70m	£48m	£41m	-£29m	-£7m	-41%	-15%	97%	96%	93%
Religion & Ethics	£22m	£14m	£14m	-£8m	£0m	-35%	-1%	£21m	£14m	£14m	-£7m	£0m	-35%	0%	98%	98%	99%
Education	£29m	£20m	£18m	-£11m	-£2m	-38%	-11%	£27m	£20m	£18m	-£9m	-£2m	-33%	-12%	92%	99%	99%
Factual	£559m	£452m	£462m	-£97m	£10m	-17%	2%	£536m	£440m	£448m	-£87m	£9m	-16%	2%	96%	97%	97%
Drama & Soaps	£943m	£721m	£642m	-£300m	-£78m	-32%	-11%	£771m	£558m	£538m	-£233m	-£20m	-30%	-4%	82%	77%	84%
Ent. & Comedy	£626m	£514m	£551m	-£75m	£37m	-12%	7%	£501m	£458m	£487m	-£14m	£28m	-3%	6%	80%	89%	88%
Feature Films	£162m	£251m	£228m	£66m	-£24m	41%	-9%	£9m	£23m	£28m	£18m	£5m	196%	20%	6%	9%	12%
Sports	£636m	£627m	£481m	-£156m	-£147m	-24%	-23%	£582m	£627m	£480m	-£102m	-£147m	-18%	-23%	91	100	100
Childrens	£132m	£108m	£102m	-£29m	-£5m	-22%	-5%	£107m	£91m	£88m	-£19m	-£3m	-17%	-3%	81	85	86
<b>Total</b>	<b>£3544m</b>	<b>£3082m</b>	<b>£2850m</b>	<b>-£694m</b>	<b>-£232m</b>	<b>-20%</b>	<b>-8%</b>	<b>£2985m</b>	<b>£2602m</b>	<b>£2449m</b>	<b>-£537m</b>	<b>-£154m</b>	<b>-18%</b>	<b>-6%</b>	<b>84%</b>	<b>84%</b>	<b>86%</b>

Source: Ofcom/broadcasters. Note: figures are expressed in 2011 prices. BBC figures include BBC1, BBC2, BBC3, BBC4, CBBC, CBeebies, BBC News, BBC Parliament. The analysis does not include S4C, BBC Alba or BBC HD. Figures exclude nations/regions programming.

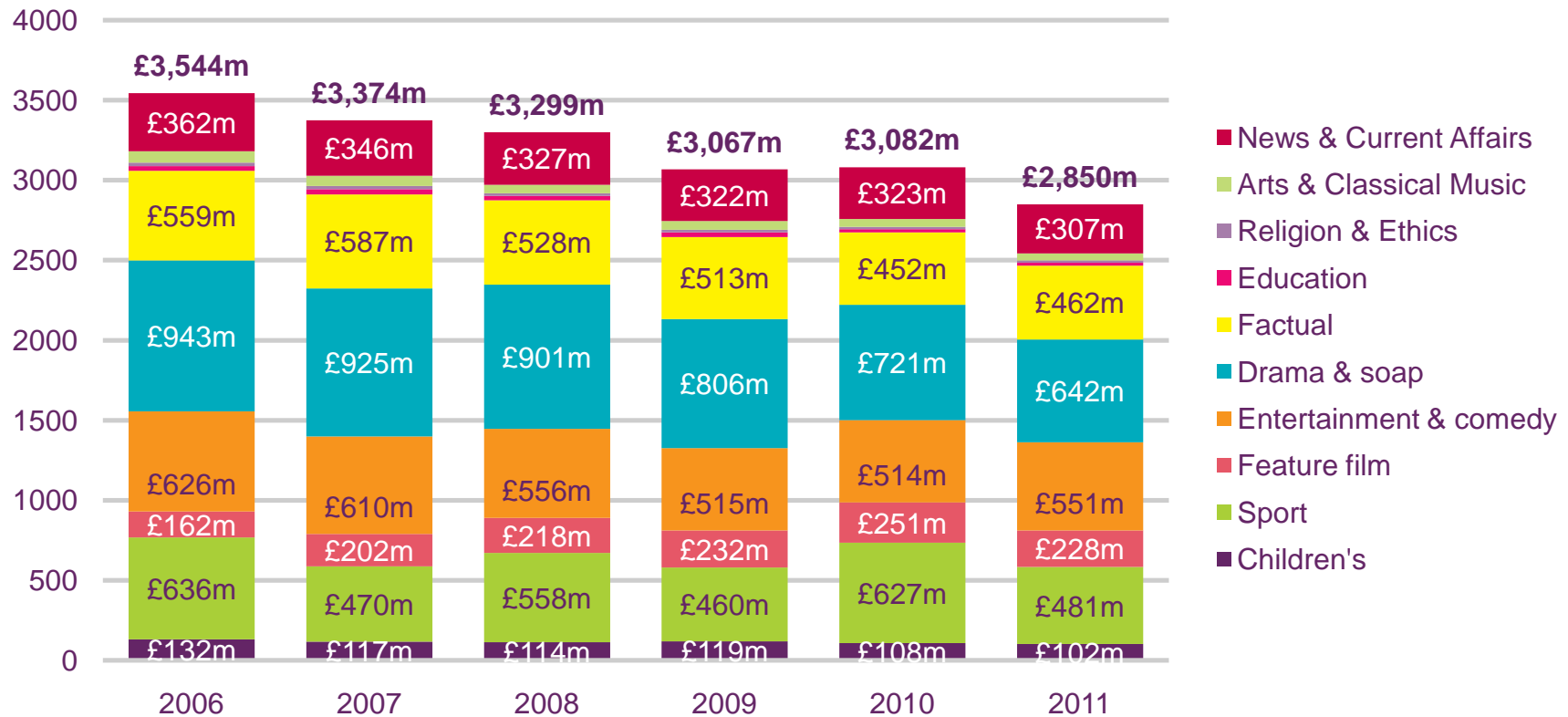
## Fig 7 PSB network programme spend; by channel



Source: Ofcom/broadcasters. Note: figures are expressed in 2011 prices. BBC Digital includes BBC3, BBC4, CBBC, CBeebies, BBC News, and BBC Parliament. The analysis does not include S4C, BBC Alba or BBC HD. Figures exclude nations/regions programming.

## Fig 8 PSB network programme spend for PSB channels; by genre

£m



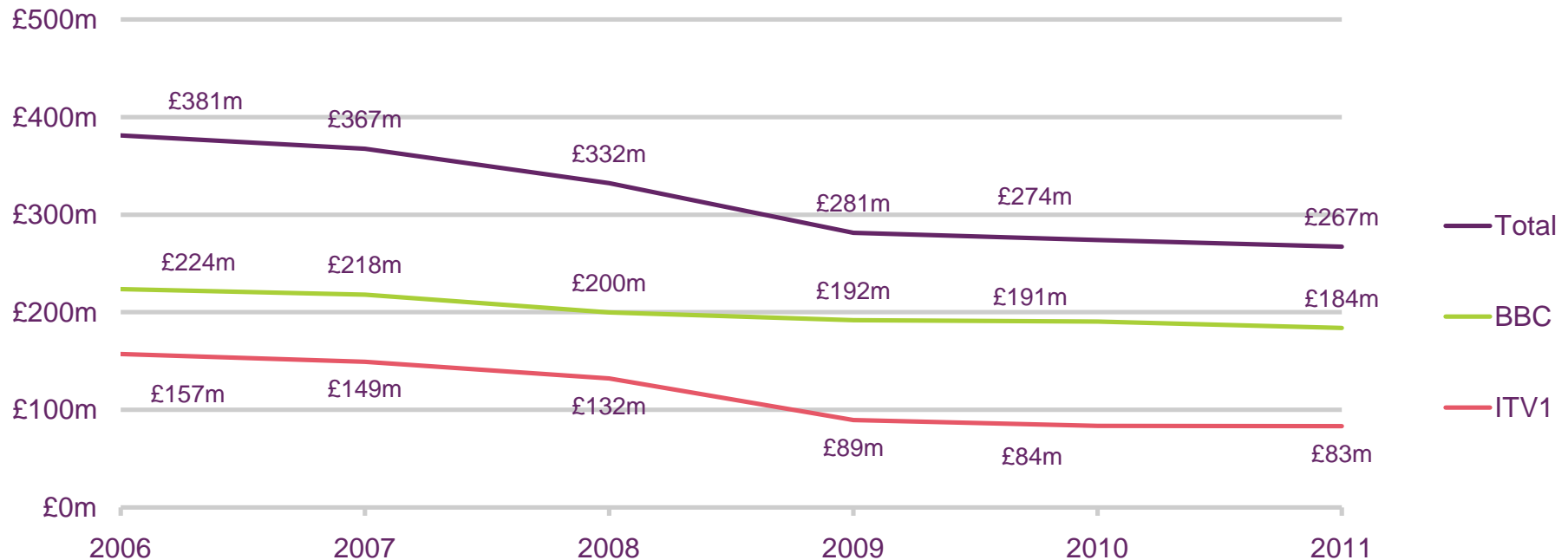
Source: Ofcom/broadcasters. Note: figures are expressed in 2011 prices. Figures include PSB services: BBC1, BBC2, BBC3, BBC4, CBBC, CBeebies, BBC News, BBC Parliament, ITV1, ITV Breakfast, Channel 4 and Channel 5. The analysis does not include S4C, BBC Alba or BBC HD. Figures exclude nations/regions programming.



## Fig 9 Programme spend on nations and regions programming, first-run originations

Spend in nations and regions output by the BBC, ITV1/STV/UTV

Spend (2011 prices)



Source: Broadcasters. All figures expressed in 2011 prices. First-run originations only, excluding BBC Alba.

## Fig 10 Network children's programme spend by PSB channels



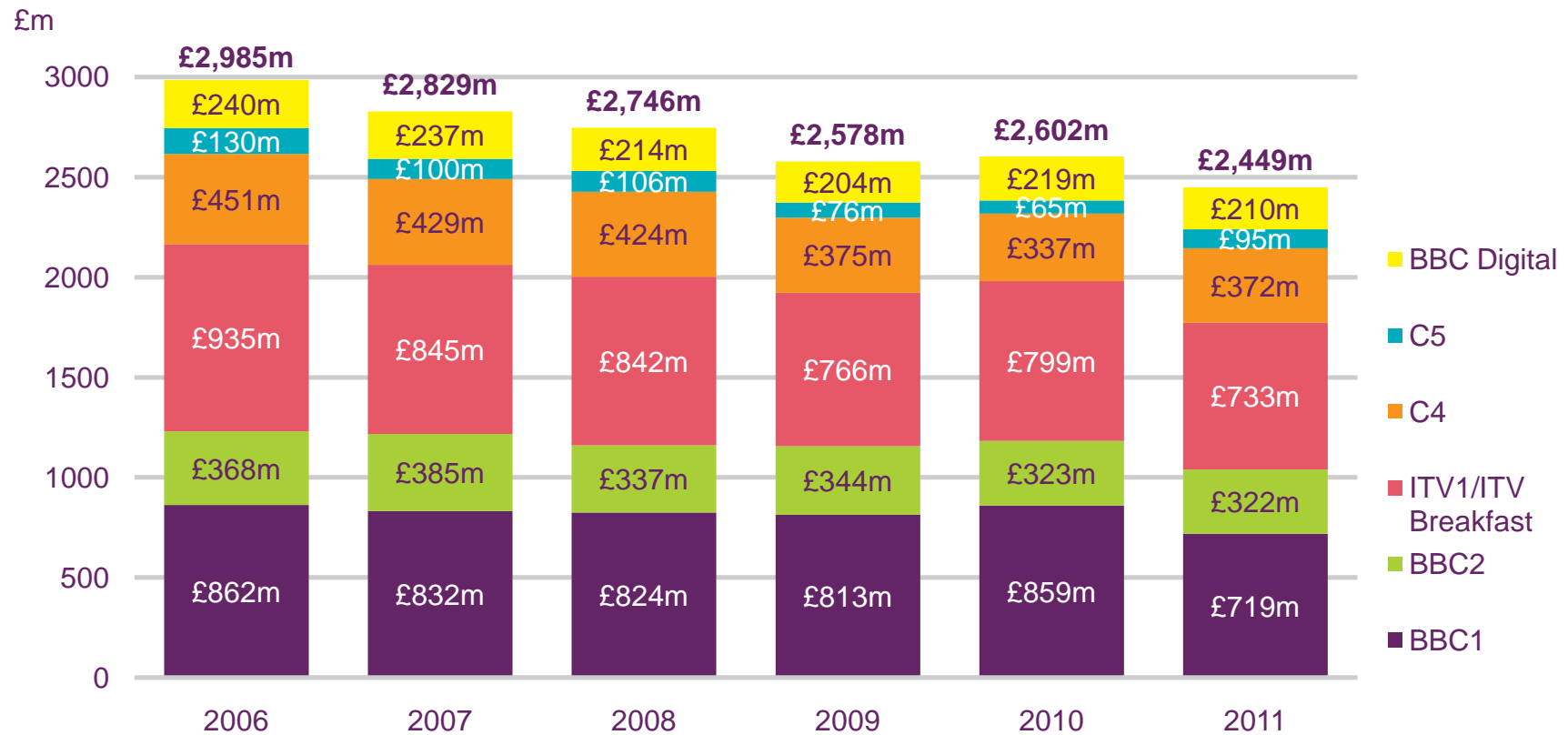
Source: Ofcom/broadcasters. Note: figures are expressed in 2011 prices. ITV1 includes ITV Breakfast. BBC channels do not include BBC HD. CITV is excluded.

## Fig 11 PSB network programme spend on first-run originations



Source: Ofcom/broadcasters. Note: figures are expressed in 2011 prices. Figures include PSB services: BBC1, BBC2, BBC3, BBC4, CBBC, CBeebies, BBC News, BBC Parliament, ITV1, ITV Breakfast, Channel 4 and Channel 5. The analysis does not include S4C, BBC Alba or BBC HD. Figures exclude nations/regions programming.

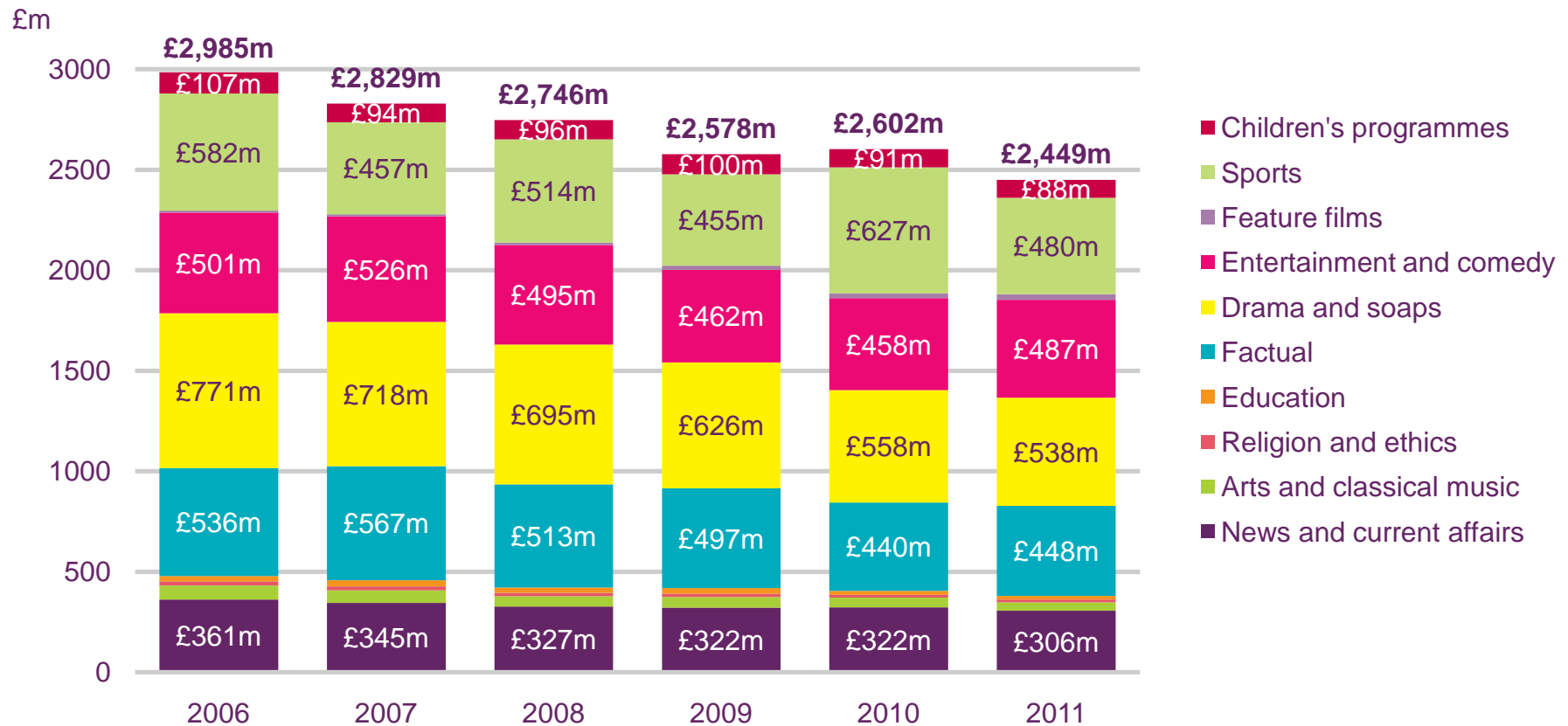
## Fig 12 PSB first run originations spend; by channel



Source: Ofcom/broadcasters. Note: figures are expressed in 2011 prices. BBC Digital includes BBC3, BBC4, CBBC, CBeebies, BBC News, and BBC Parliament. The analysis does not include S4C, BBC Alba or BBC HD. Figures exclude nations/regions programming.

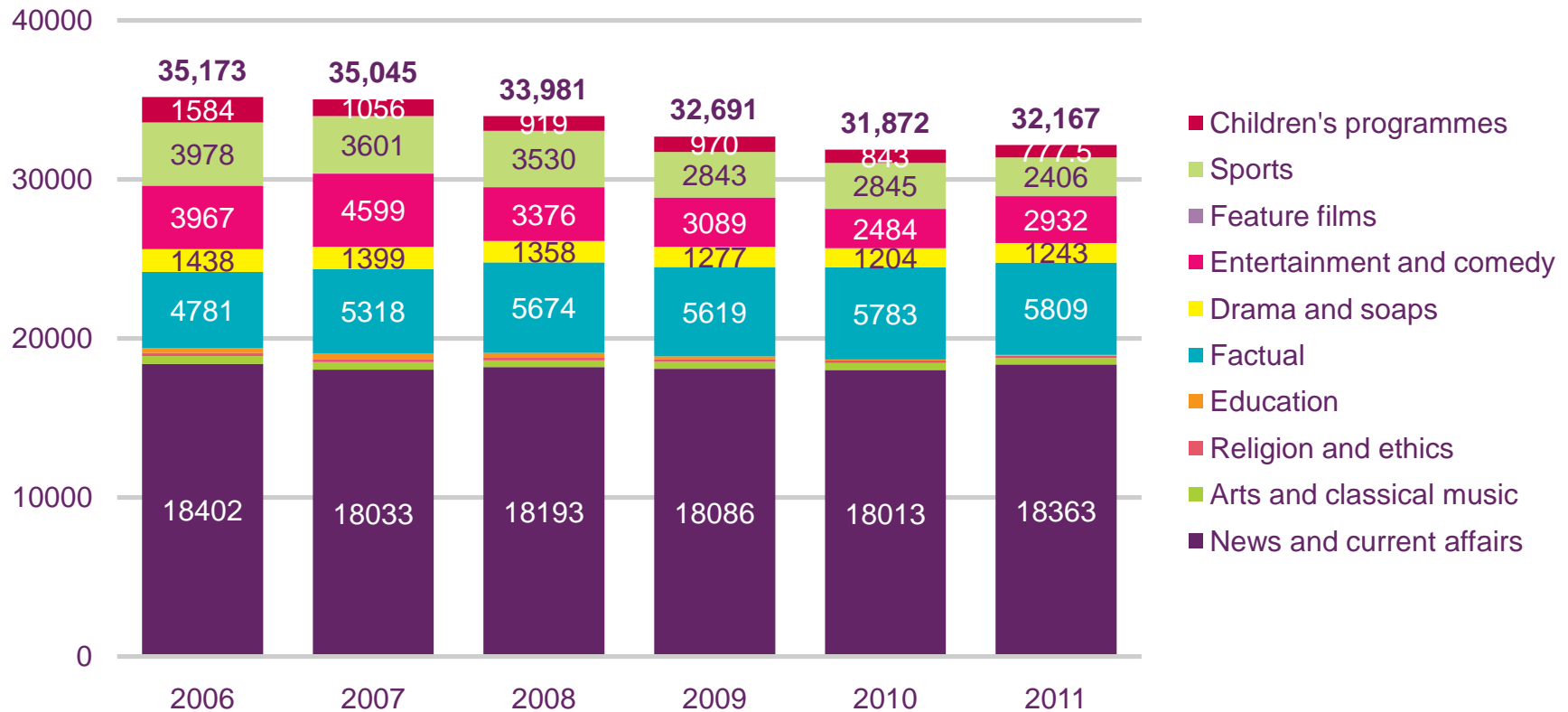


## Fig 13 PSB first run originations spend; by genre



Source: Ofcom/broadcasters. Note: figures are expressed in 2011 prices. Figures include PSB services: BBC1, BBC2, BBC3, BBC4, CBBC, CBeebies, BBC News, BBC Parliament, ITV1, ITV Breakfast, Channel 4 and Channel 5. The analysis does not include S4C, BBC Alba or BBC HD. Figures exclude nations/regions programming.

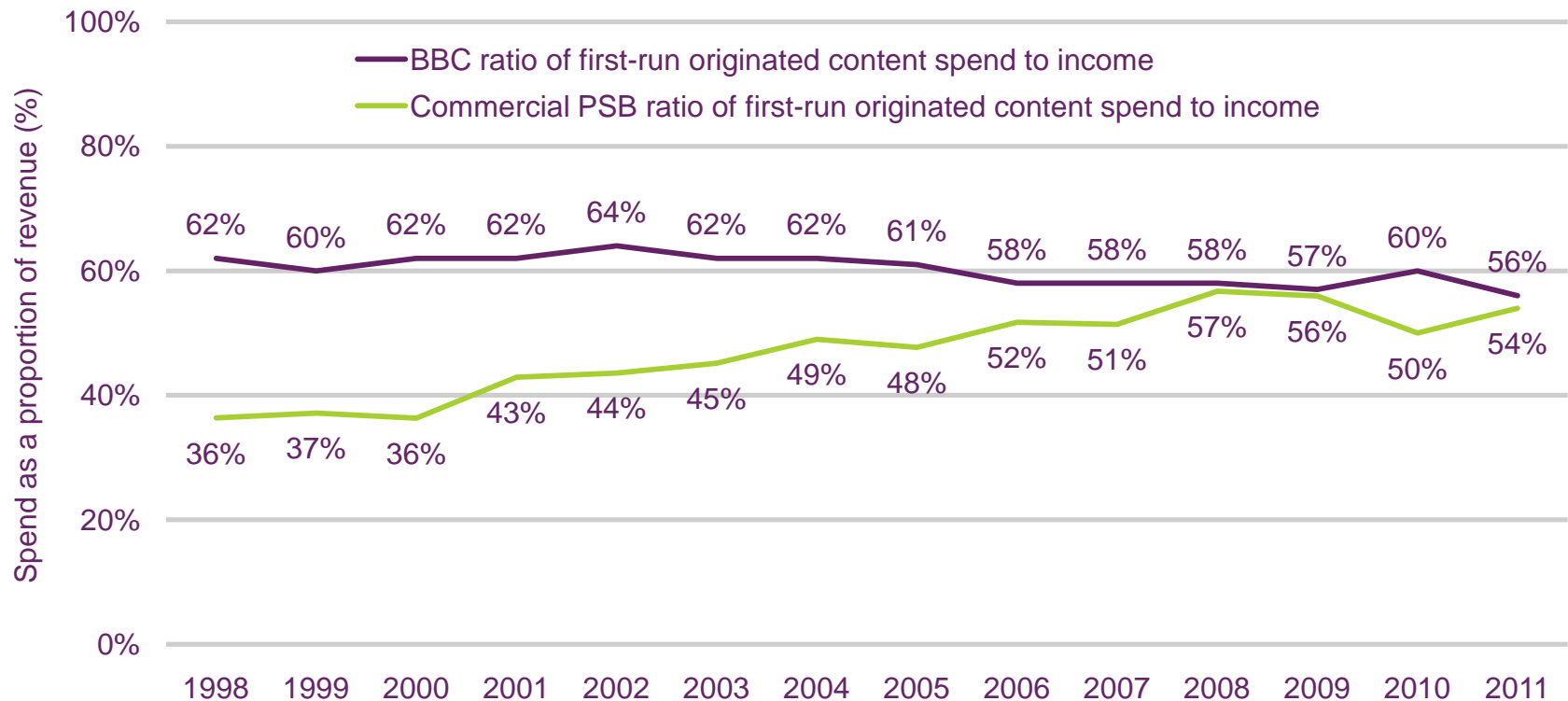
## Fig 14 PSB first run origination hours; by genre



Source: Ofcom/broadcasters. Figures include PSB services: BBC1, BBC2, BBC3, BBC4, CBBC, CBeebies, BBC News, BBC Parliament, ITV1, ITV Breakfast, Channel 4 and Channel 5. The analysis does not include S4C, BBC Alba or BBC HD. Figures exclude nations/regions programming.

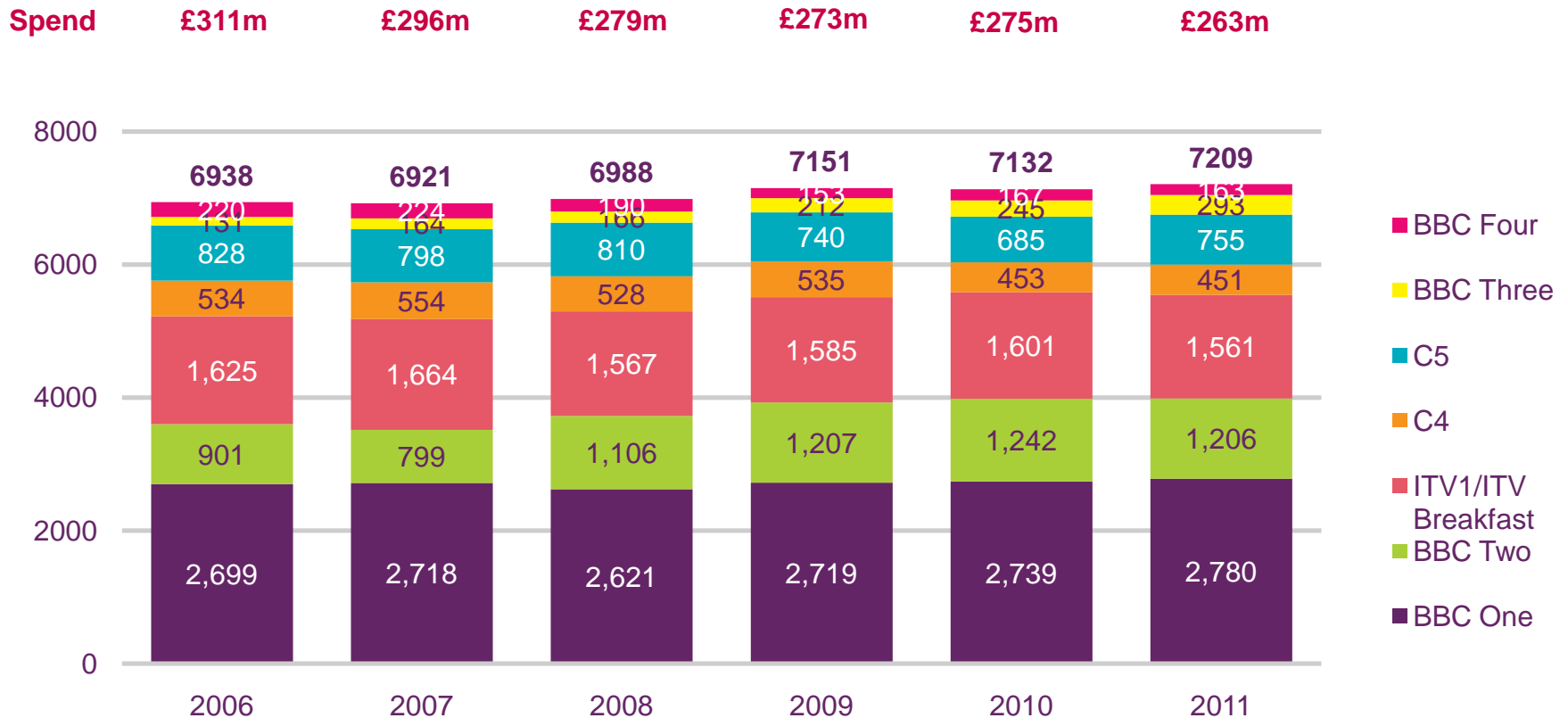


**Fig 15 PSB first run originated television programming: ratio of spend to revenue**



Source: Broadcasters and Ofcom estimates drawing on data from the BBC's Annual Reports and Accounts. Spend is all day, all genres. It includes all spending on networked output by the BBC, ITV1, Channel 4 and Channel 5. It also includes BBC, stv, ITV1 and UTV spending on programmes for viewers in the nations and regions and the BBC's spend on programmes for S4C and BBC Alba. BBC TV income is based on Ofcom estimates of total licence fee revenue that is spent on TV-related services which includes content, distribution, and infrastructure spending, and pro-rata, a share of remaining overheads.

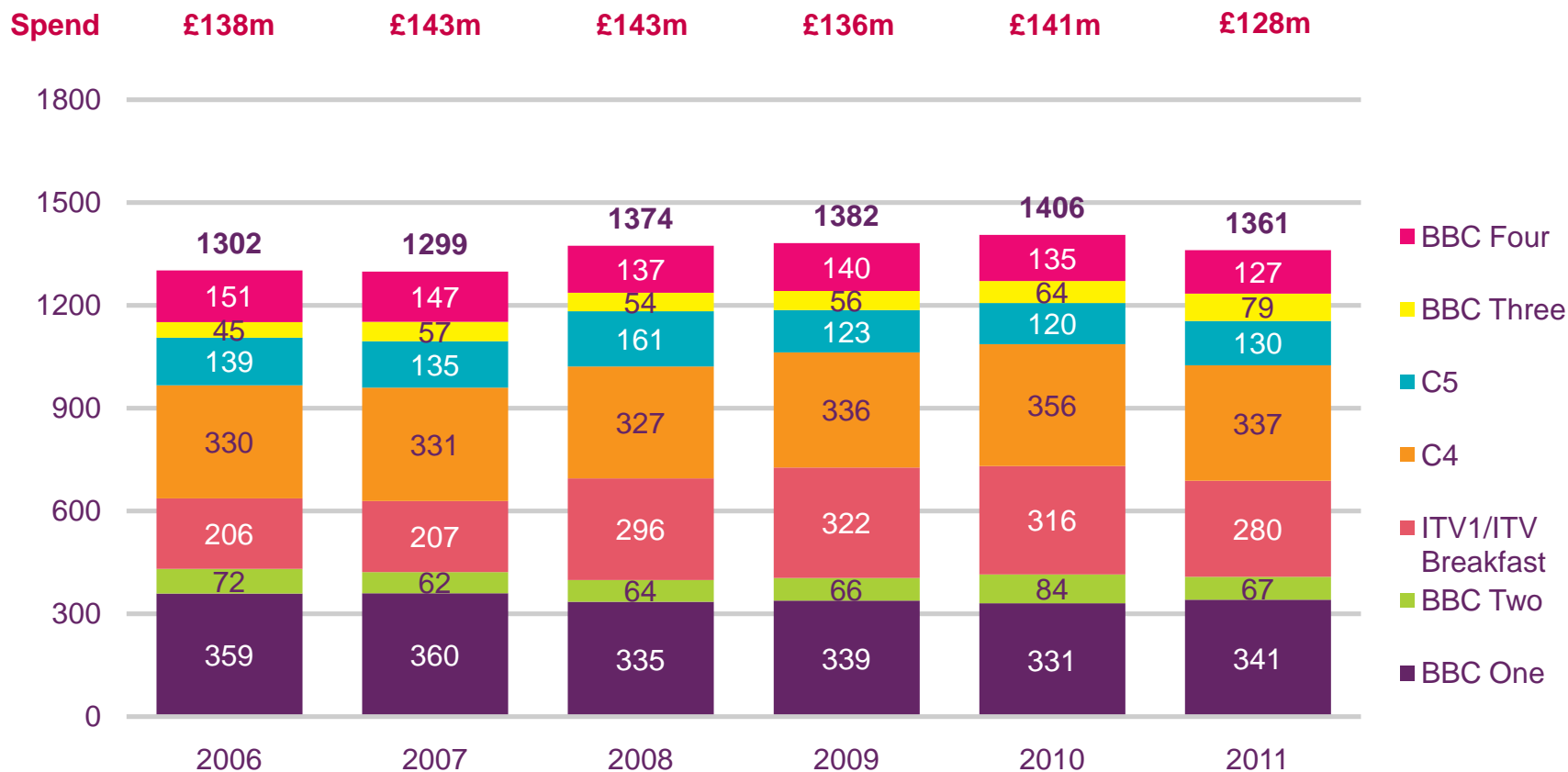
**Fig 16 Annual volume of hours of UK/National news and current affairs output, all day 2006-2011**



Source: Ofcom/broadcasters

Note: UK/national News refers to network news and excludes non-network news. Does not include BBC Parliament nor BBC News. Spend is given in 2011 prices

**Fig 17 Volume of hours of UK/national news and current affairs, peak time**

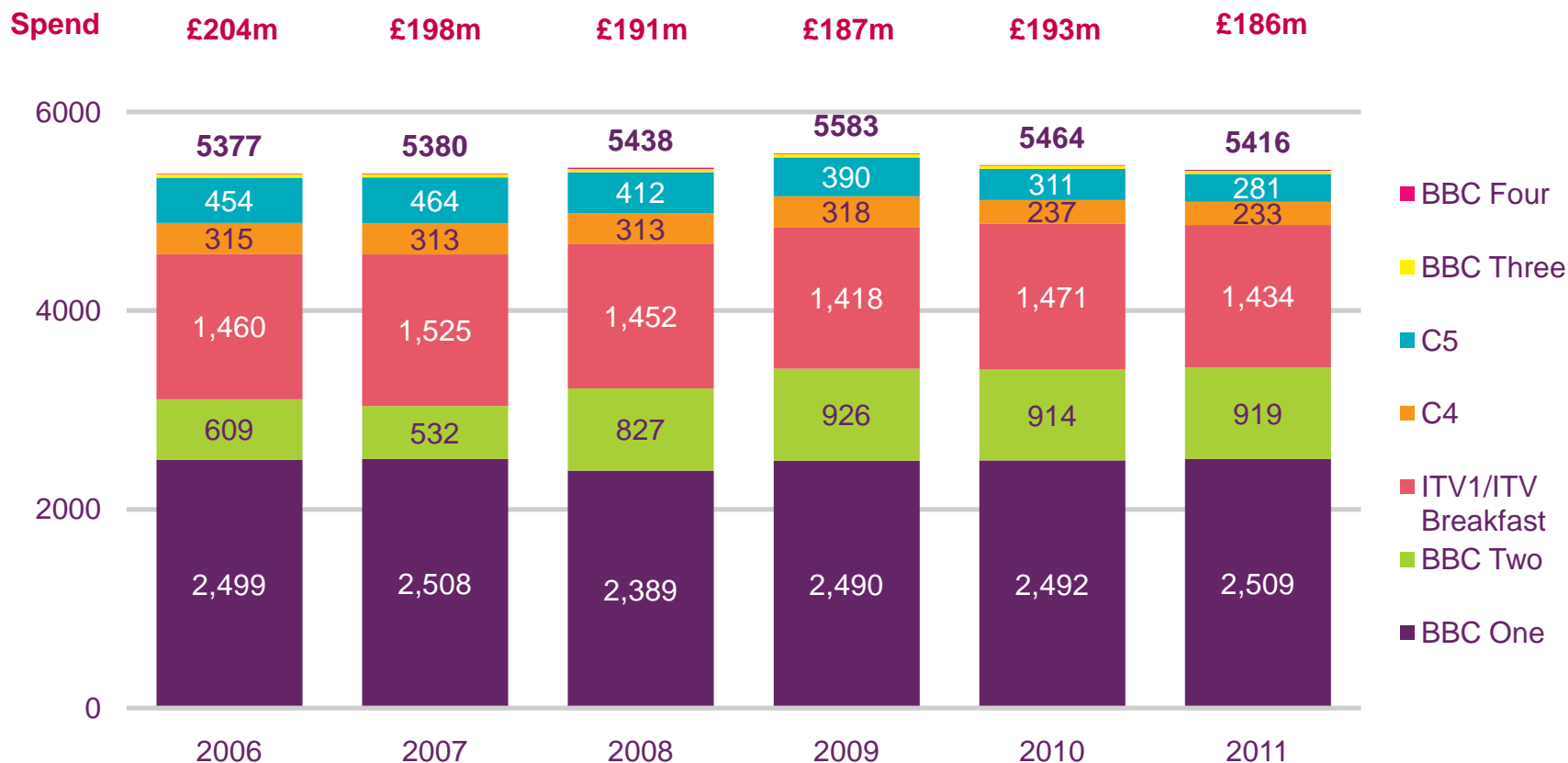


Source: Ofcom/broadcasters

Note: UK/national News refers to network news and excludes non-network news. Does not include BBC Parliament nor BBC News. Spend is given in 2011 prices



**Fig 18 Volume of hours of UK/national News, all day**

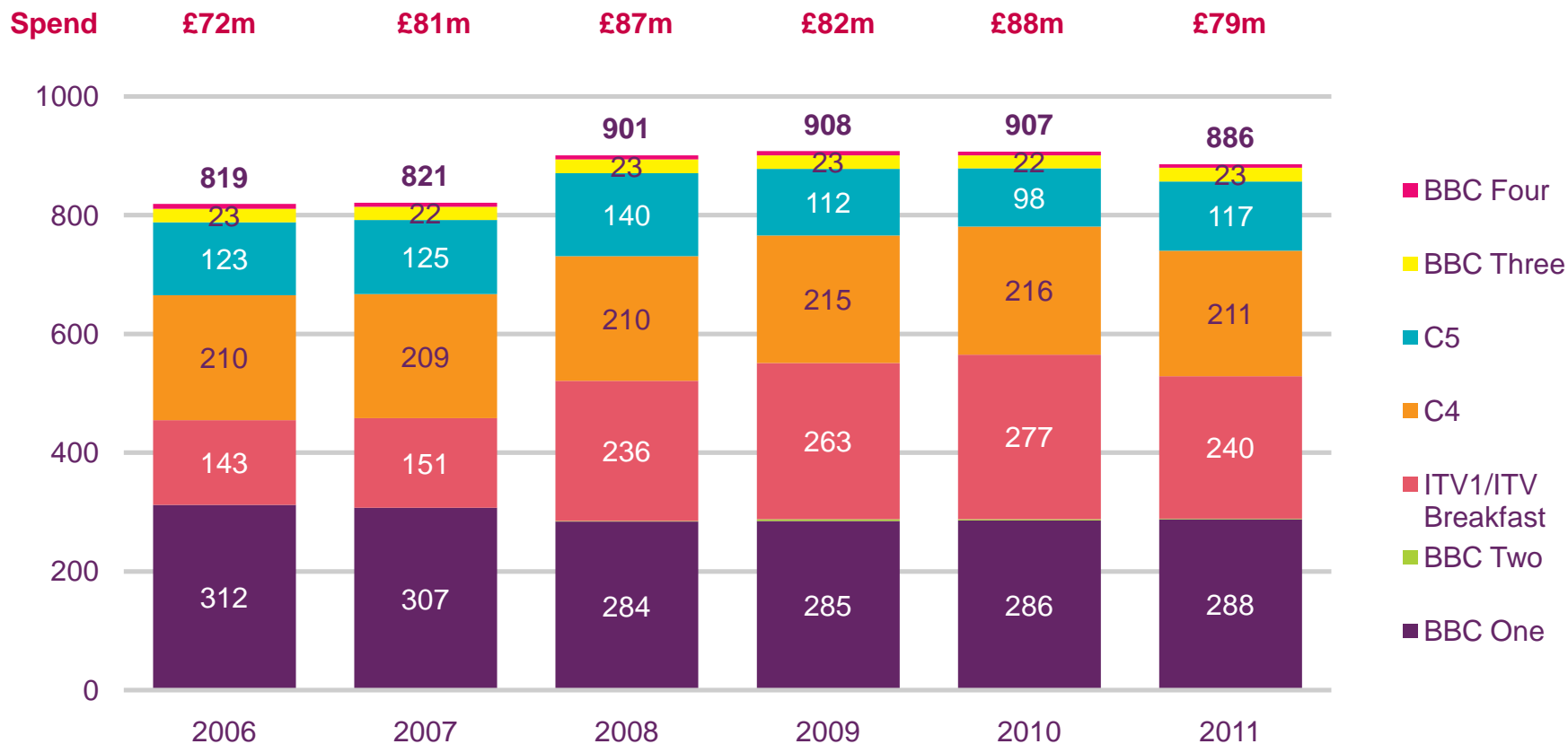


Source: Ofcom/broadcasters

Note: UK/national News refers to network news and excludes non-network news. Does not include BBC Parliament nor BBC News.

Spend is given in 2011 prices

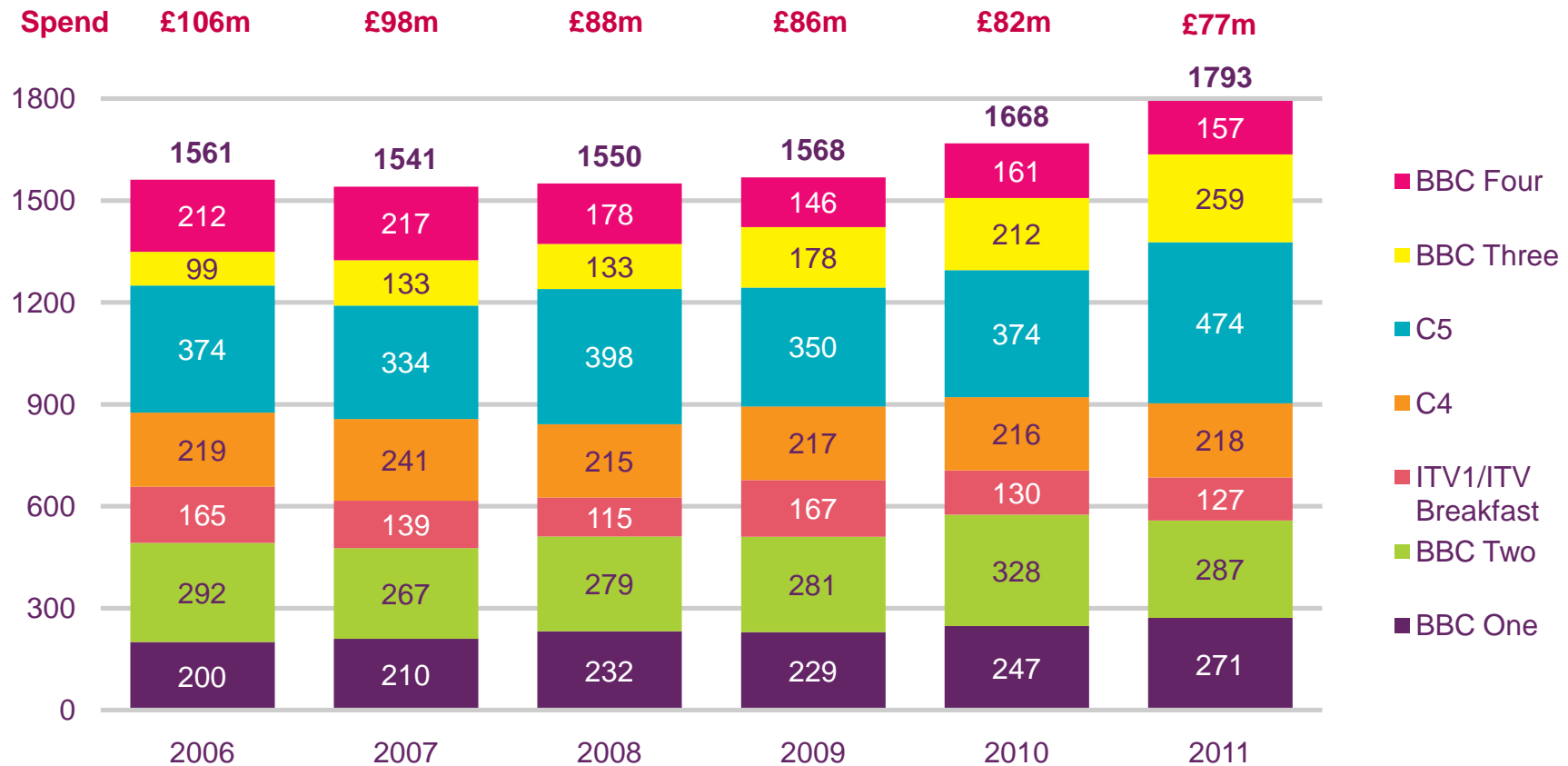
## Fig 19 Volume of hours of UK/national News, peak time



Source: Ofcom/broadcasters

Note: UK/national News refers to network news and excludes non-network news. Does not include BBC Parliament nor BBC News. Spend is given in 2011 prices

## Fig 20 Volume of hours of Current Affairs, all day

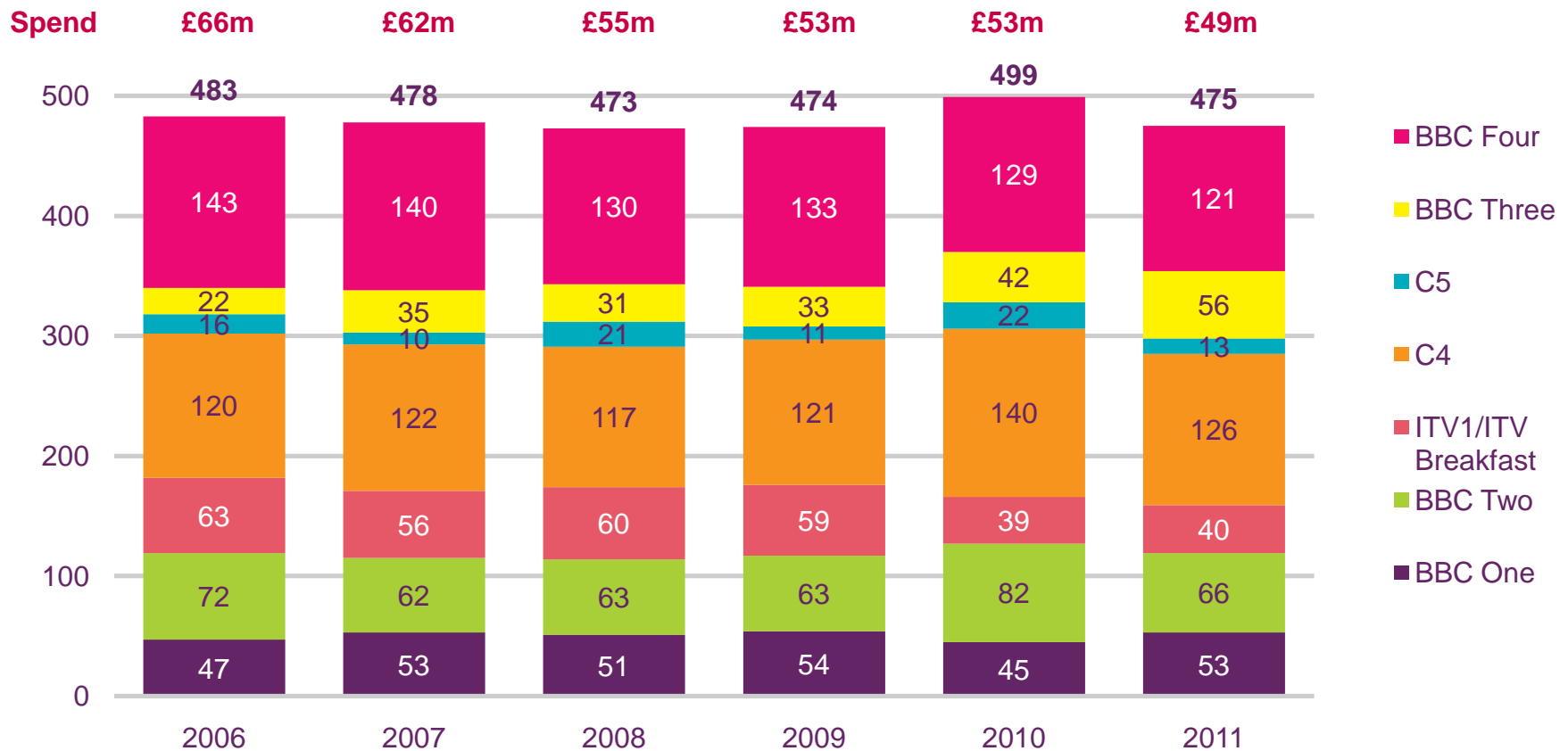


Source: Ofcom/broadcasters

Note: UK/national News refers to network news and excludes non-network news. Does not include BBC Parliament nor BBC News. Spend is given in 2011 prices



## Fig 21 Volume of hours of Current Affairs, peak time

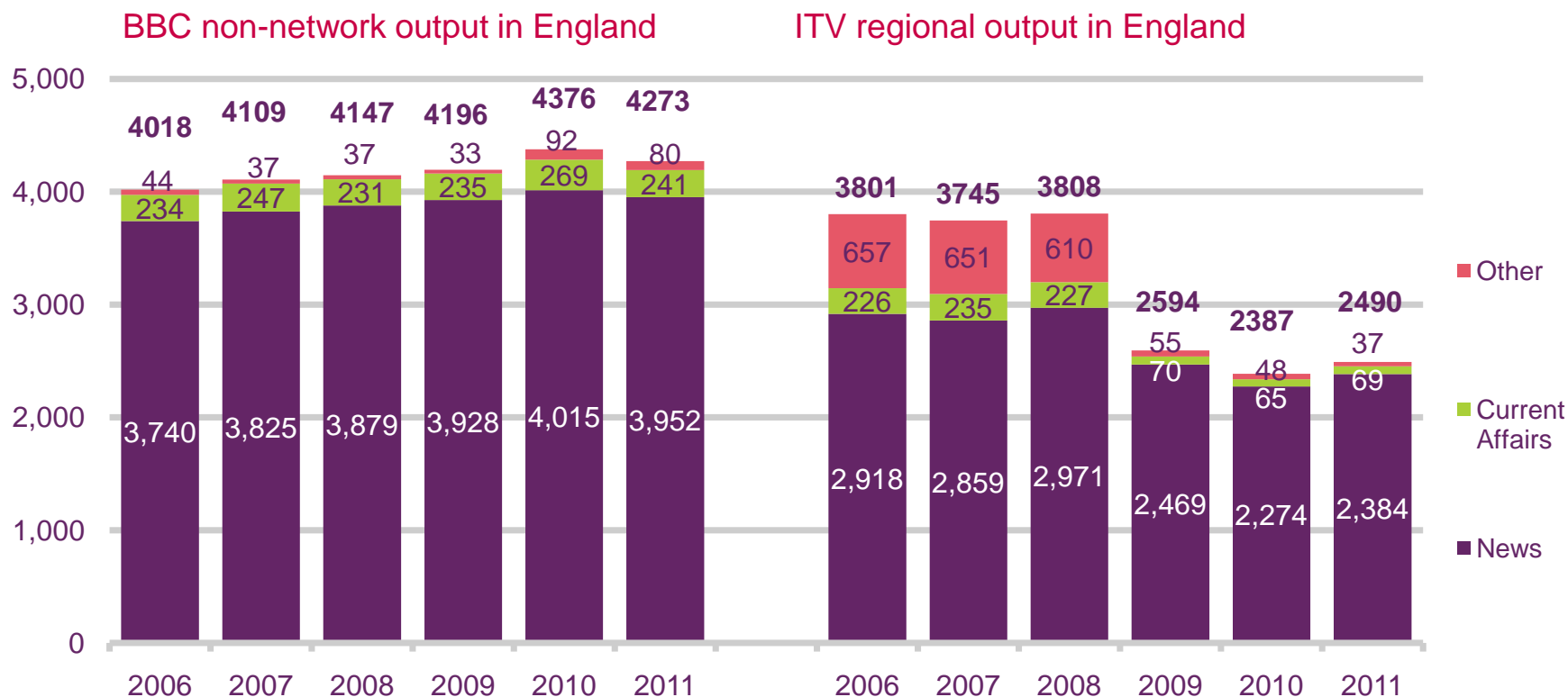


Source: Ofcom/broadcasters

Note: UK/national News refers to network news and excludes non-network news. Does not include BBC Parliament nor BBC News.

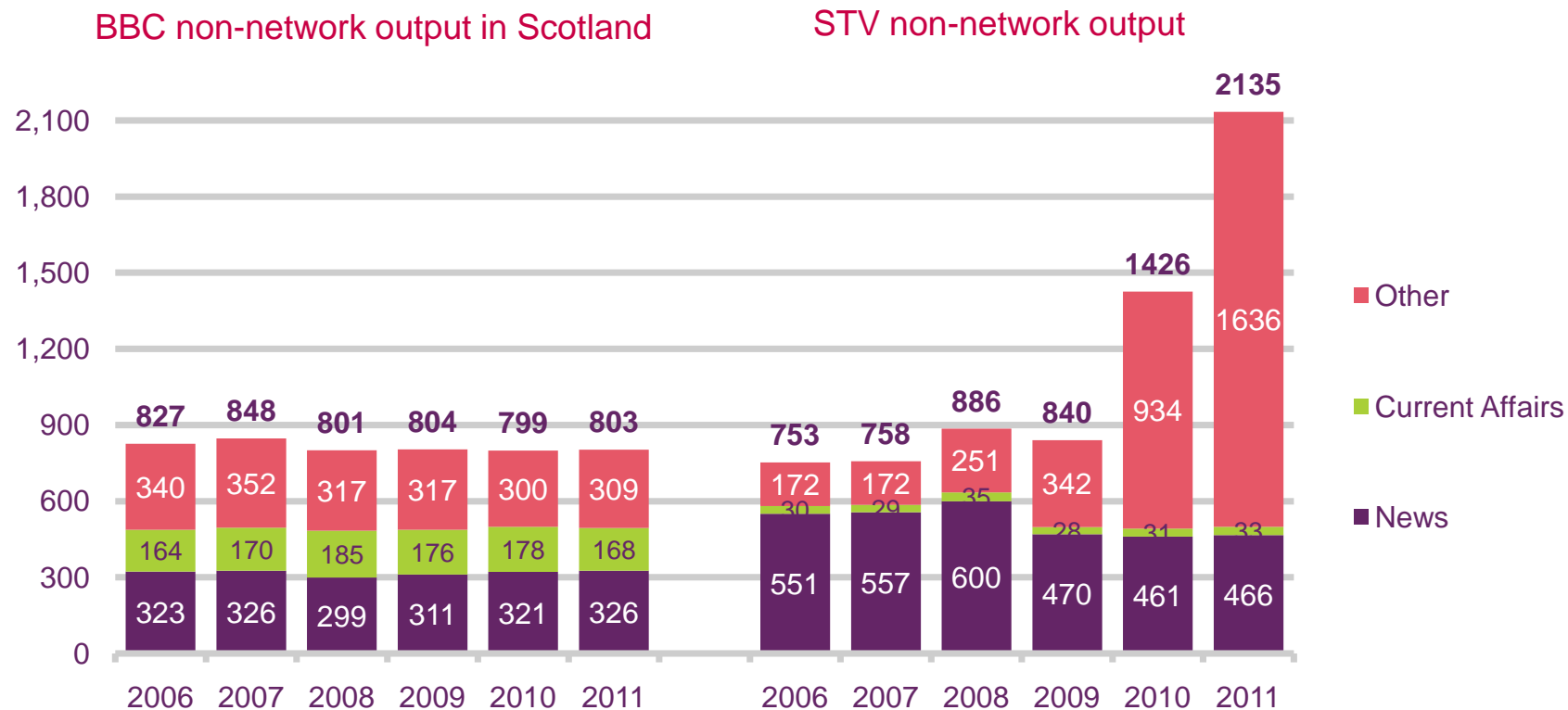
Spend is given in 2011 prices

## Fig 22 Non-network first-run originations in England



Source: Ofcom/broadcasters

## Fig 23 Non-network first-run originations in Scotland



Source: Ofcom/broadcasters

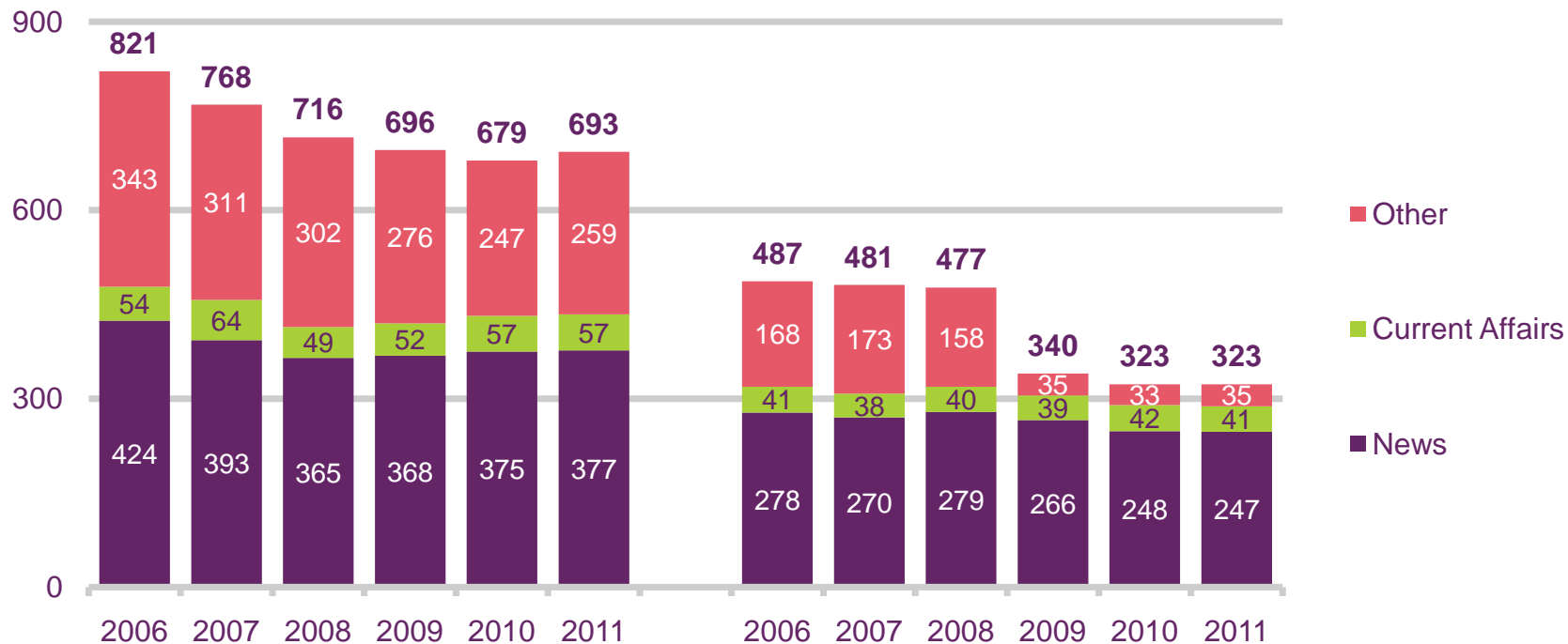
Note: Figures exclude gaelic programming. Increase in 'other hours' in 2011 due to STV opting out of some networked content on Channel 3, namely increased output of *The Nightshift*.

## Fig 24 Non-network first-run originations in Wales

BBC non-network output in Wales

ITV non-network output in Wales

Hours per year



Source: Ofcom/broadcasters

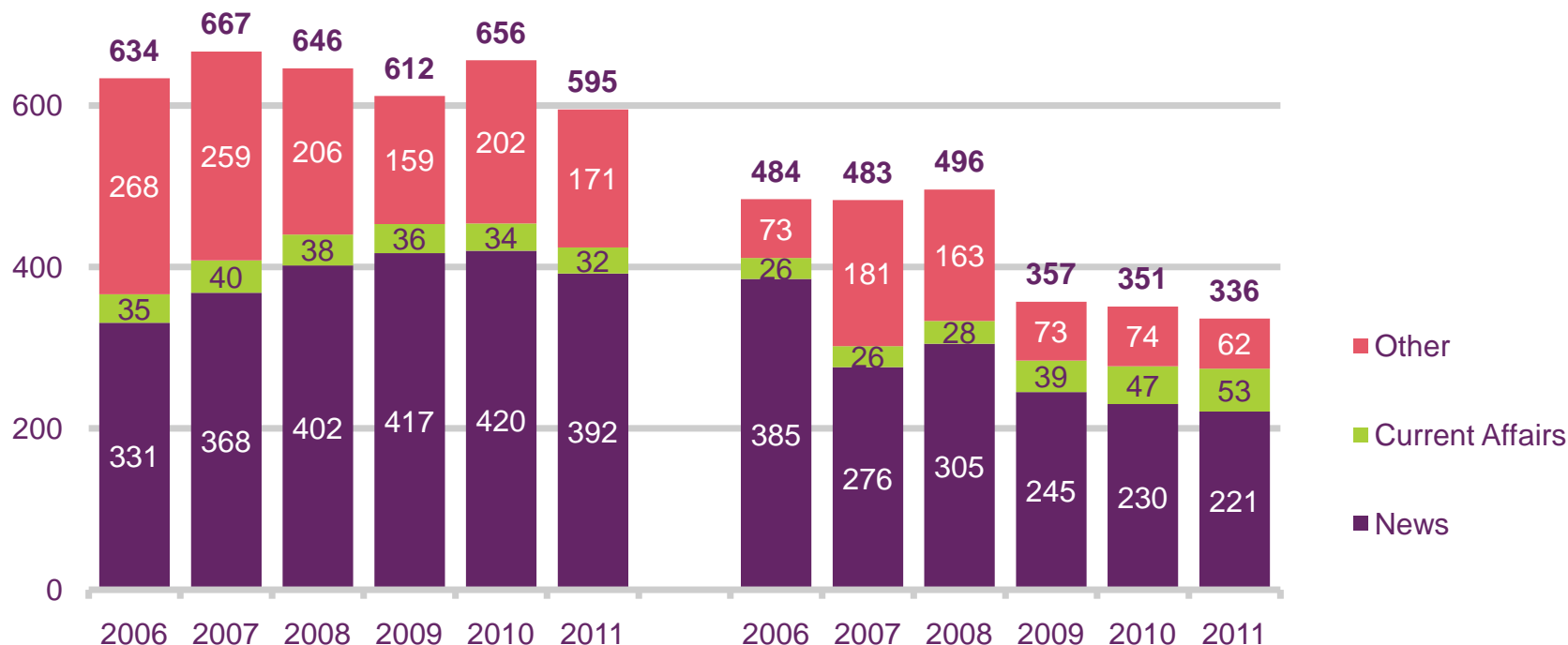
Note: Figures exclude S4C hours

## Fig 25 Non-network first-run originations in N Ireland

BBC non-network output in NI

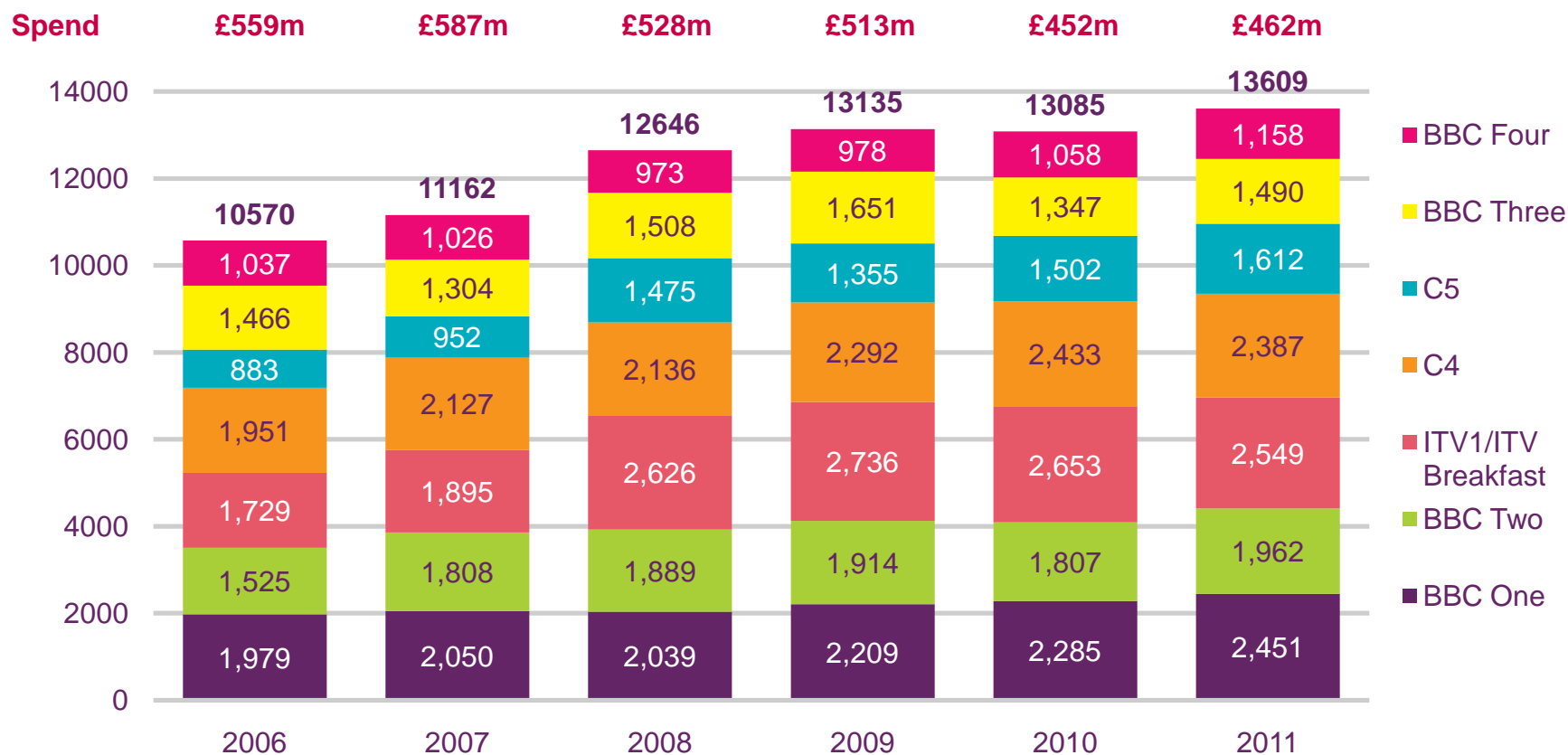
UTV non-network output

Hours per year



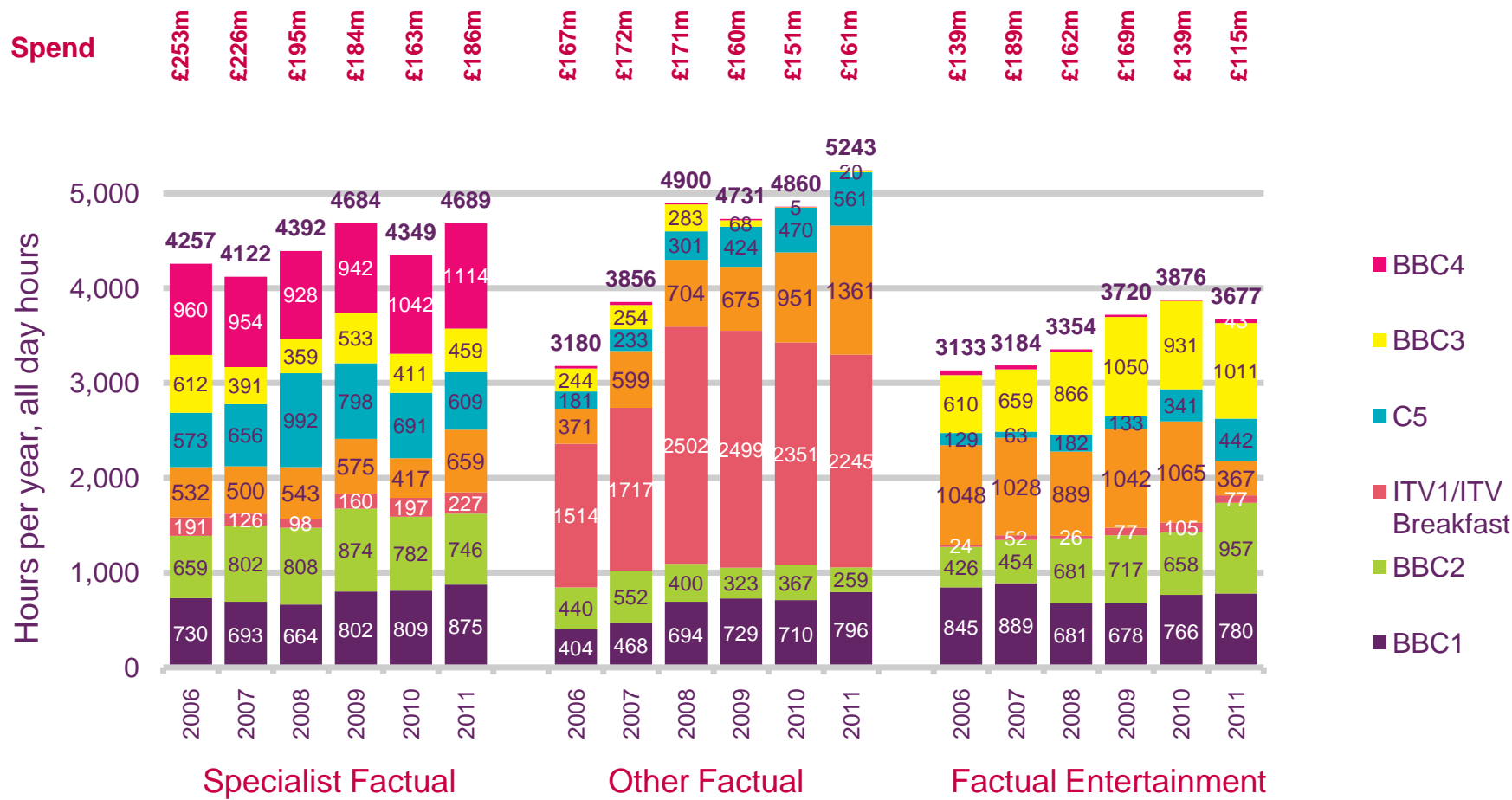
Source: Ofcom/broadcasters  
 Note: Figures exclude repeats

## Fig 26 Factual output, all day



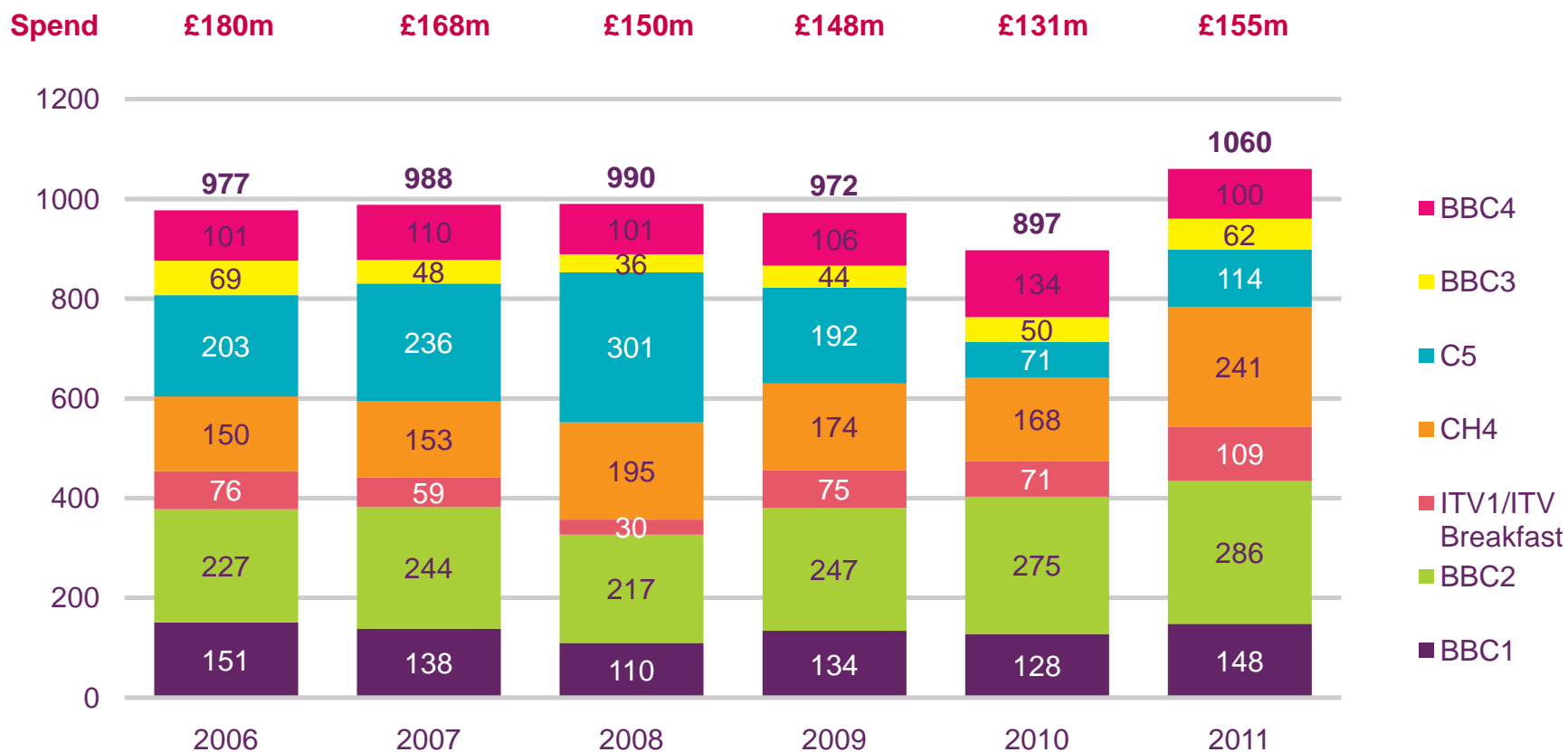
Source: Ofcom/broadcasters  
 Note: Spend is given in 2011 prices

## Fig 27 Factual output, by sub-genre



Source: Ofcom/broadcasters  
 Note: Spend is given in 2011 prices

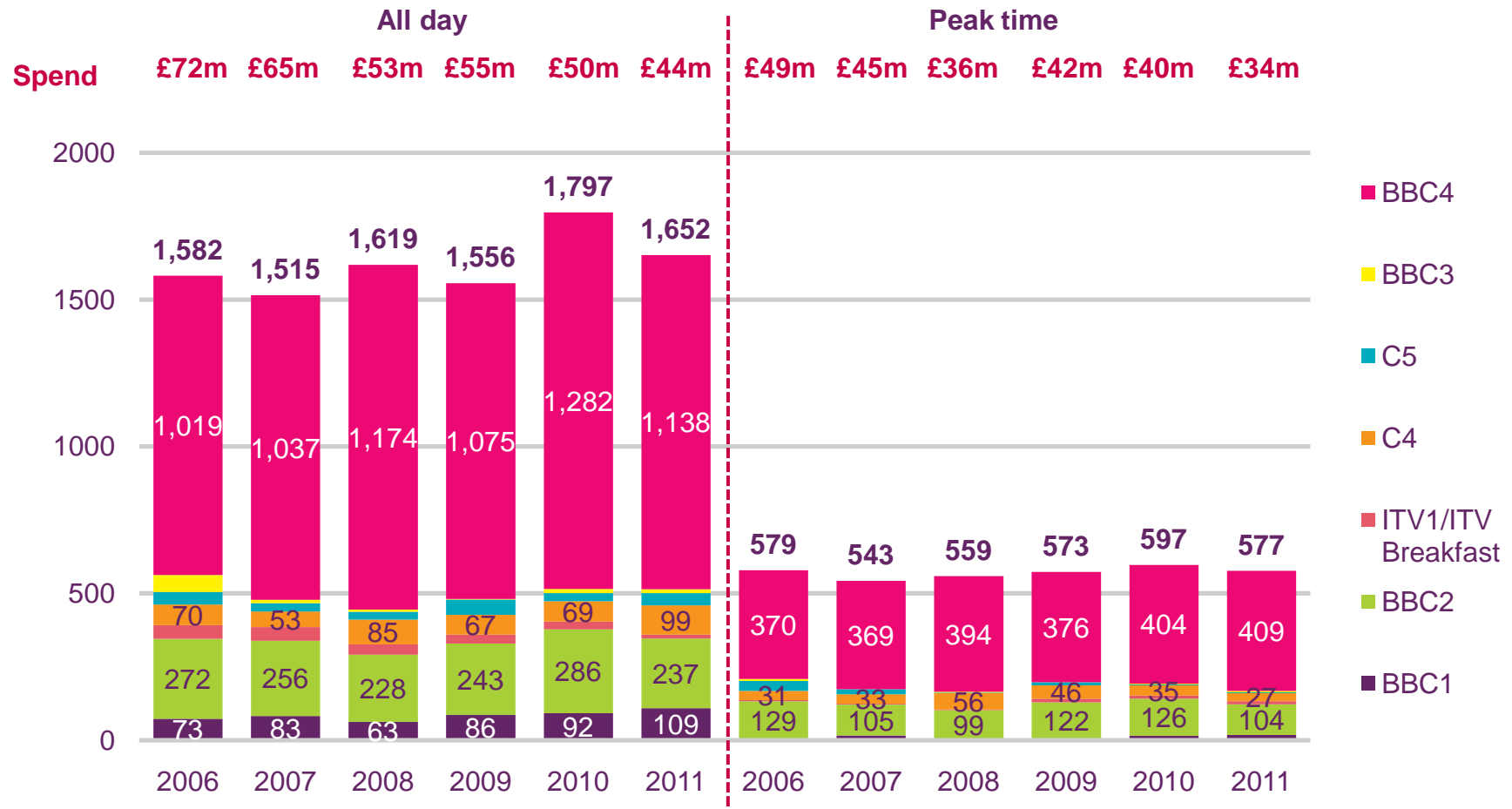
**Fig 28 First-run, peak time originated Specialist Factual output**



Source: Ofcom/broadcasters  
 Note: Spend is given in 2011 prices

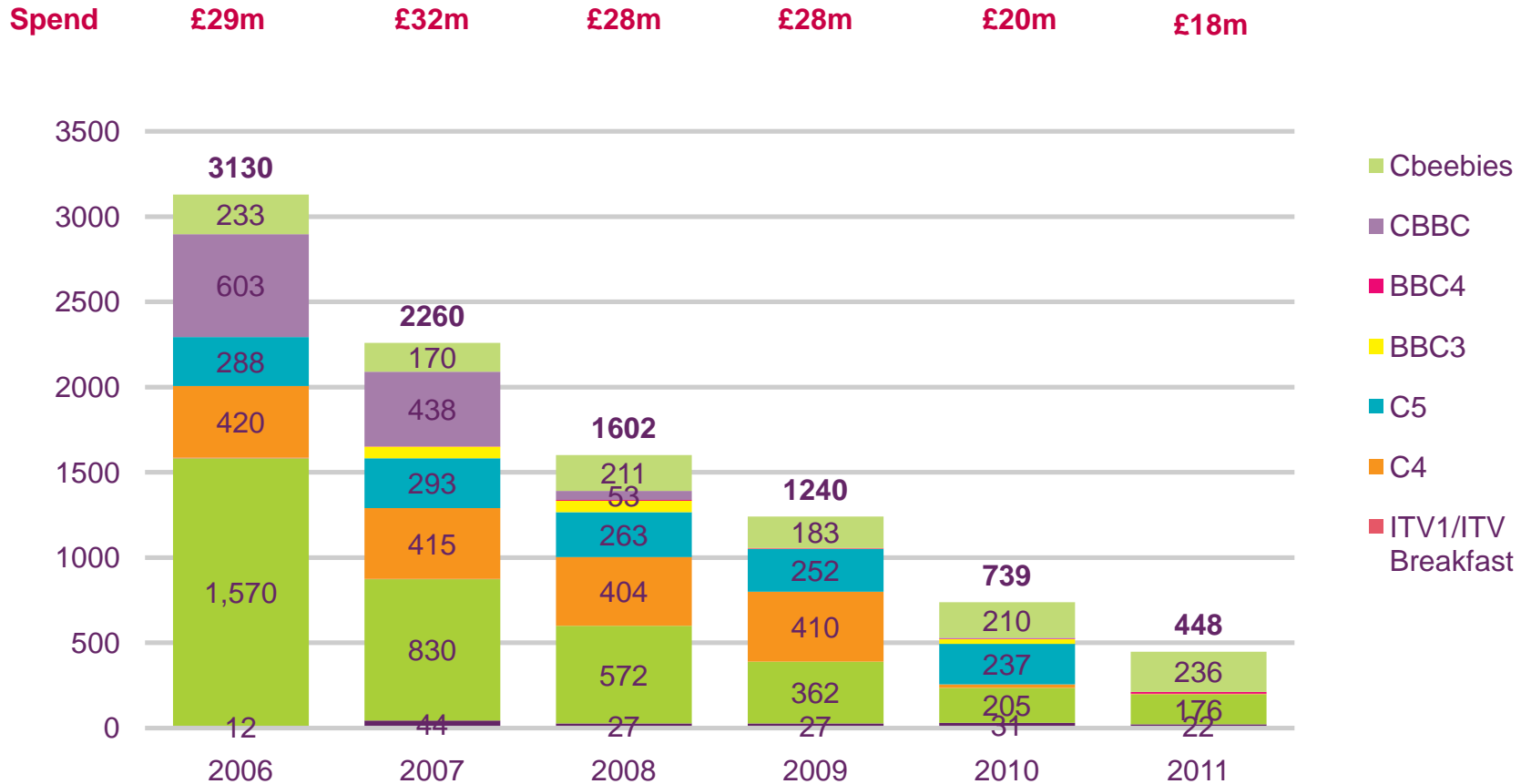


## Fig 29 Arts & classical music output hours



Source: Ofcom/broadcasters  
 Note: Spend is given in 2011 prices

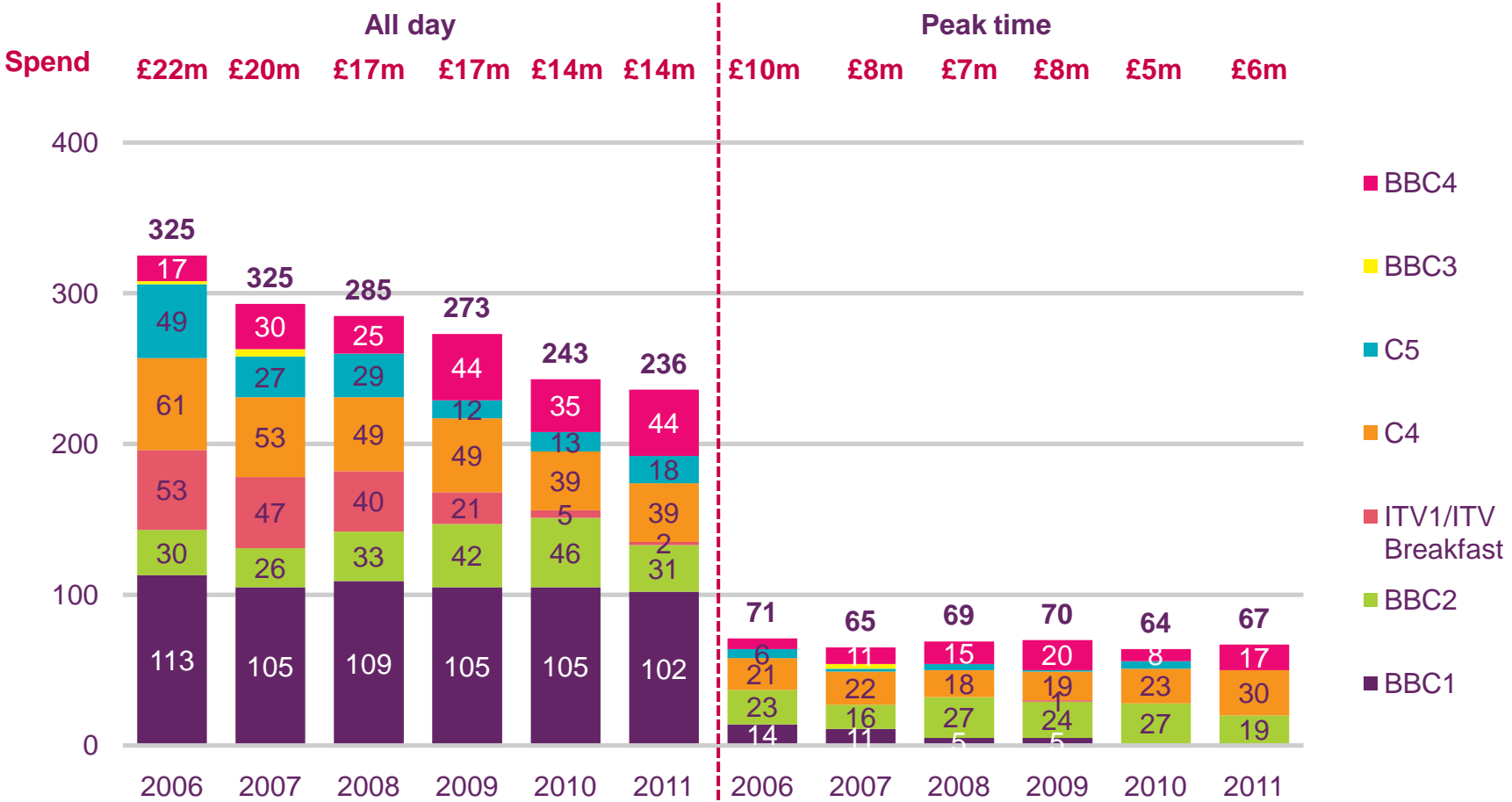
## Fig 30 Formal Education output hours



Source: Ofcom/broadcasters

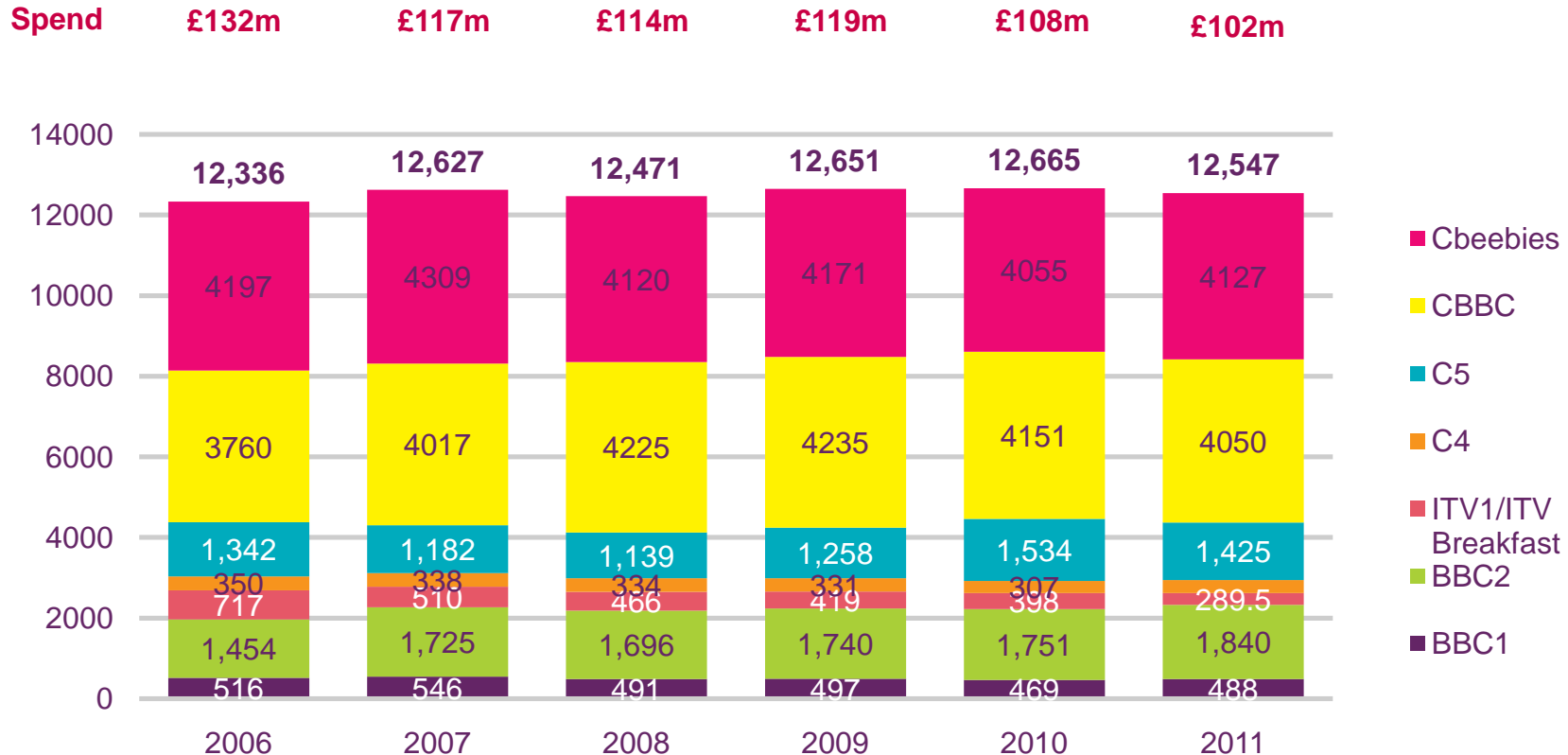
Note: Formal Education programmes include Schools and the BBC Learning Zone. Other programmes from all broadcasters across a variety of genres include Learning Support materials. Spend is given in 2011 prices

## Fig 31 Religion/Ethics programming output hours



Source: Ofcom/broadcasters  
 Note: Spend is given in 2011 prices

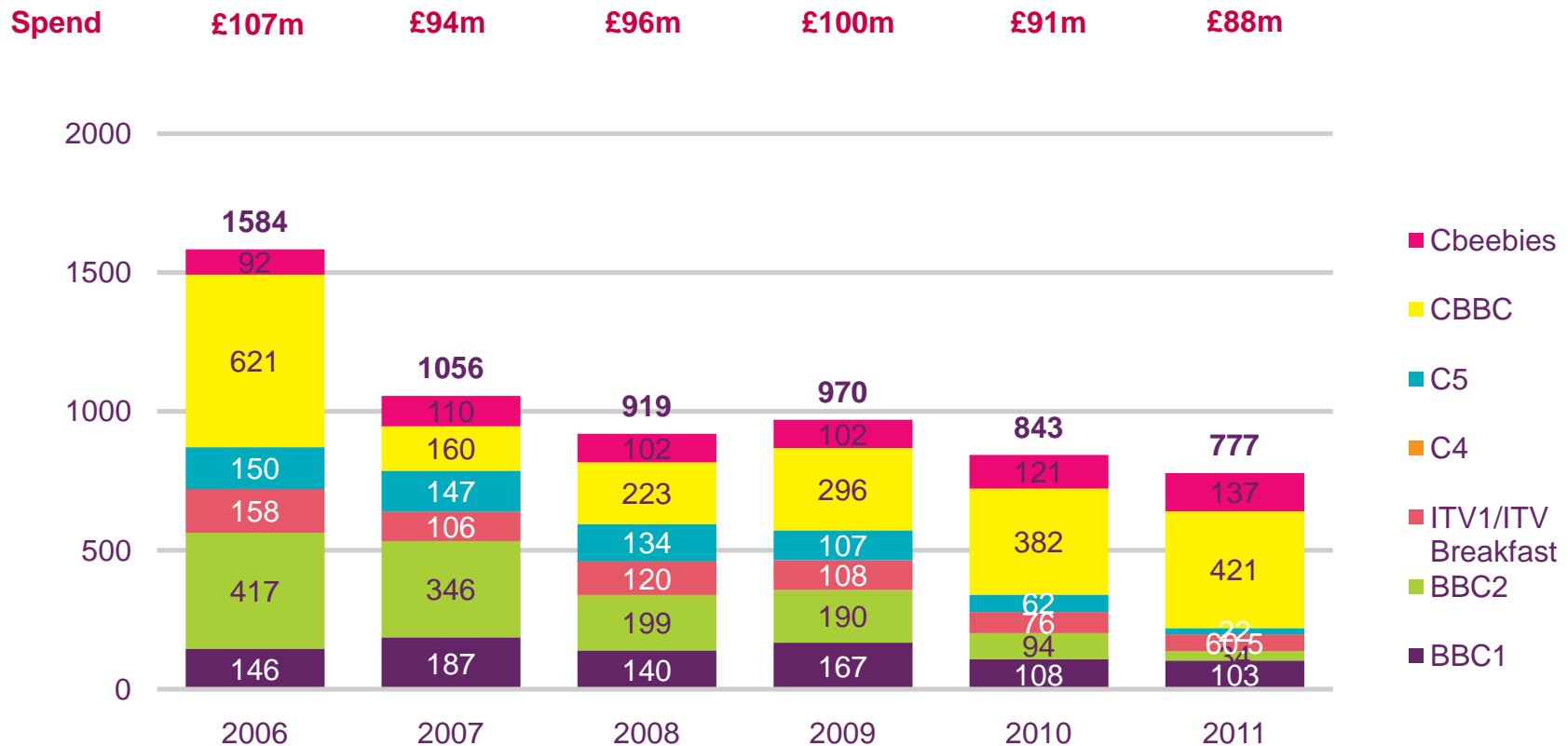
## Fig 32 Children's PSB output hours per year



Source: Ofcom/broadcasters

Note: Spend is given in 2011 prices. Output and spend on the CITV channel is excluded.

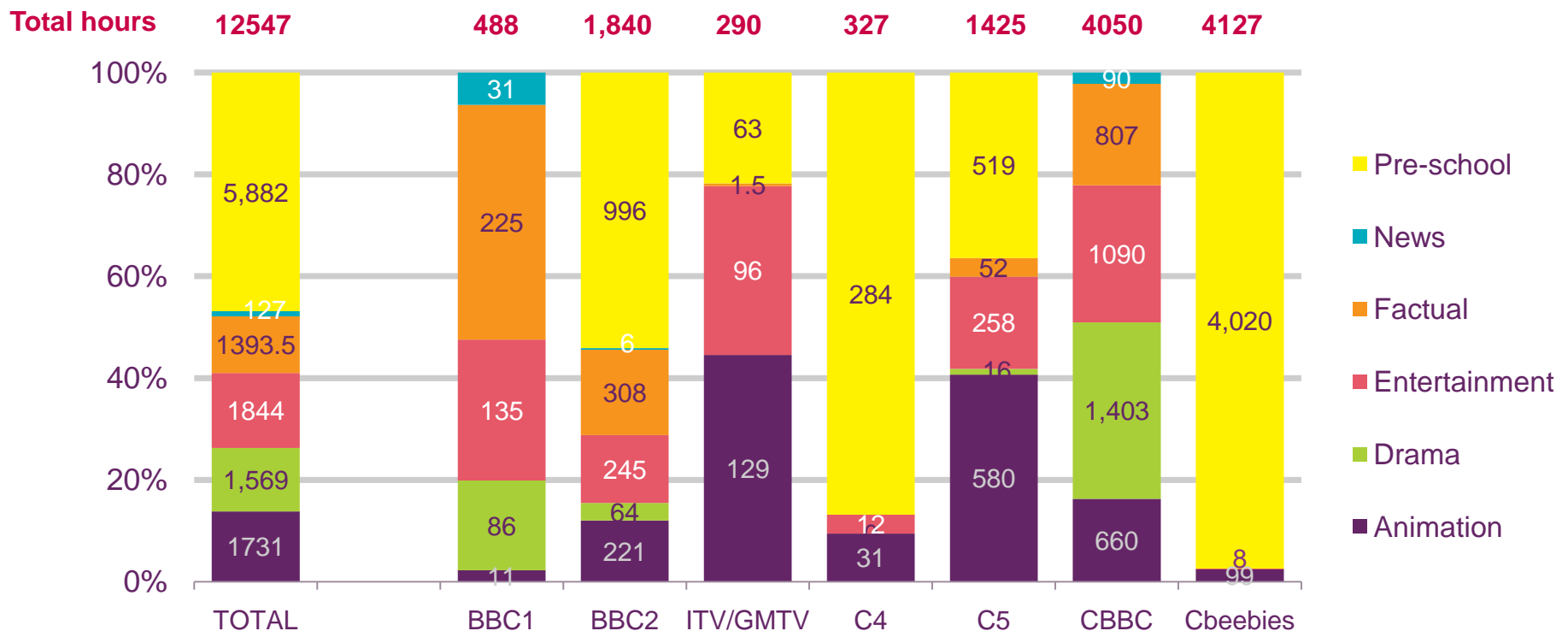
## Fig 33 Children's PSB output first run UK originated hours per year



Source: Ofcom/broadcasters

Note: Spend is given in 2011 prices. Output and spend on the CITV channel is excluded.

## Fig 34 Children's Output by sub-genre 2011

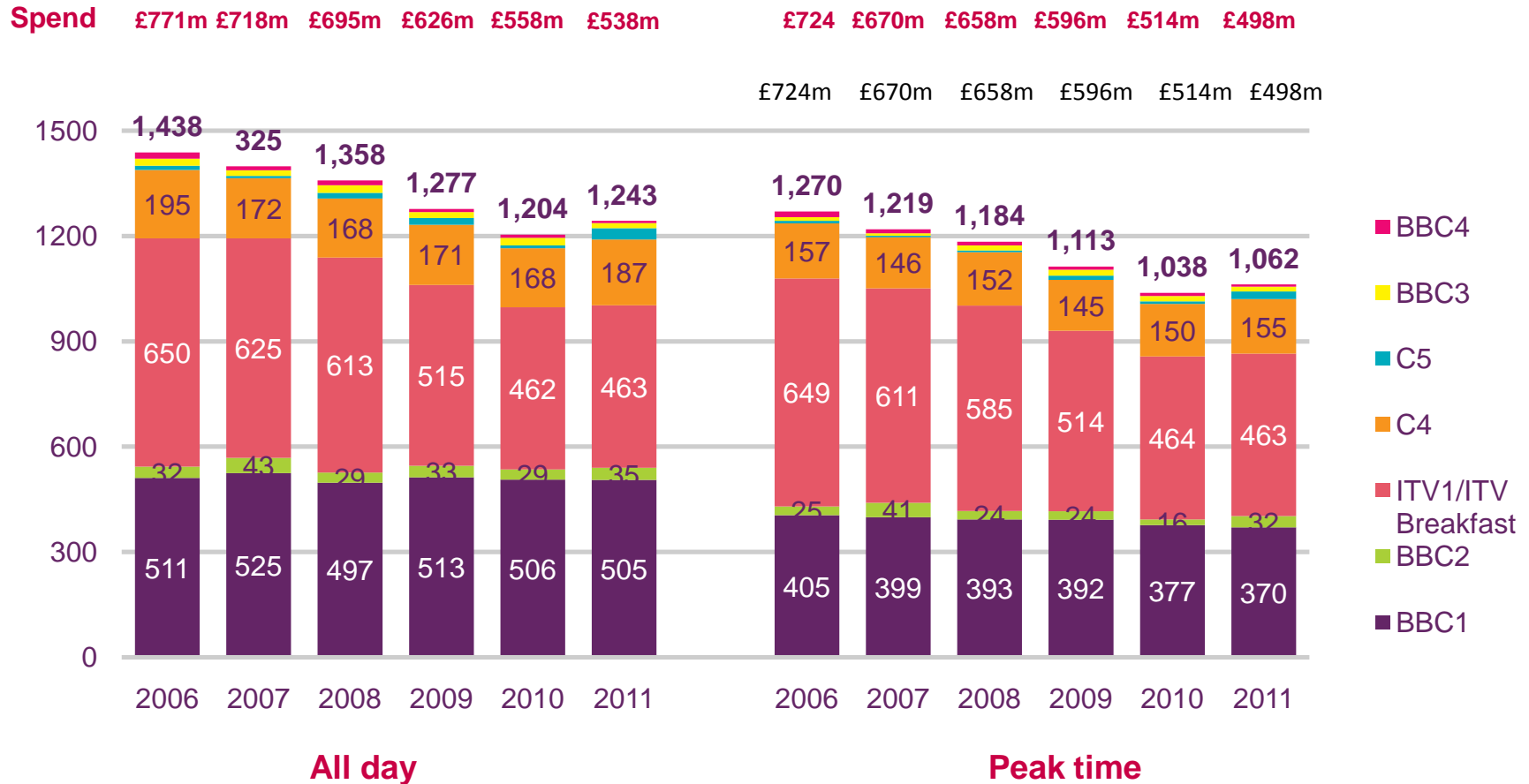


Source: Ofcom/broadcasters

Note: Spend is given in 2011 prices

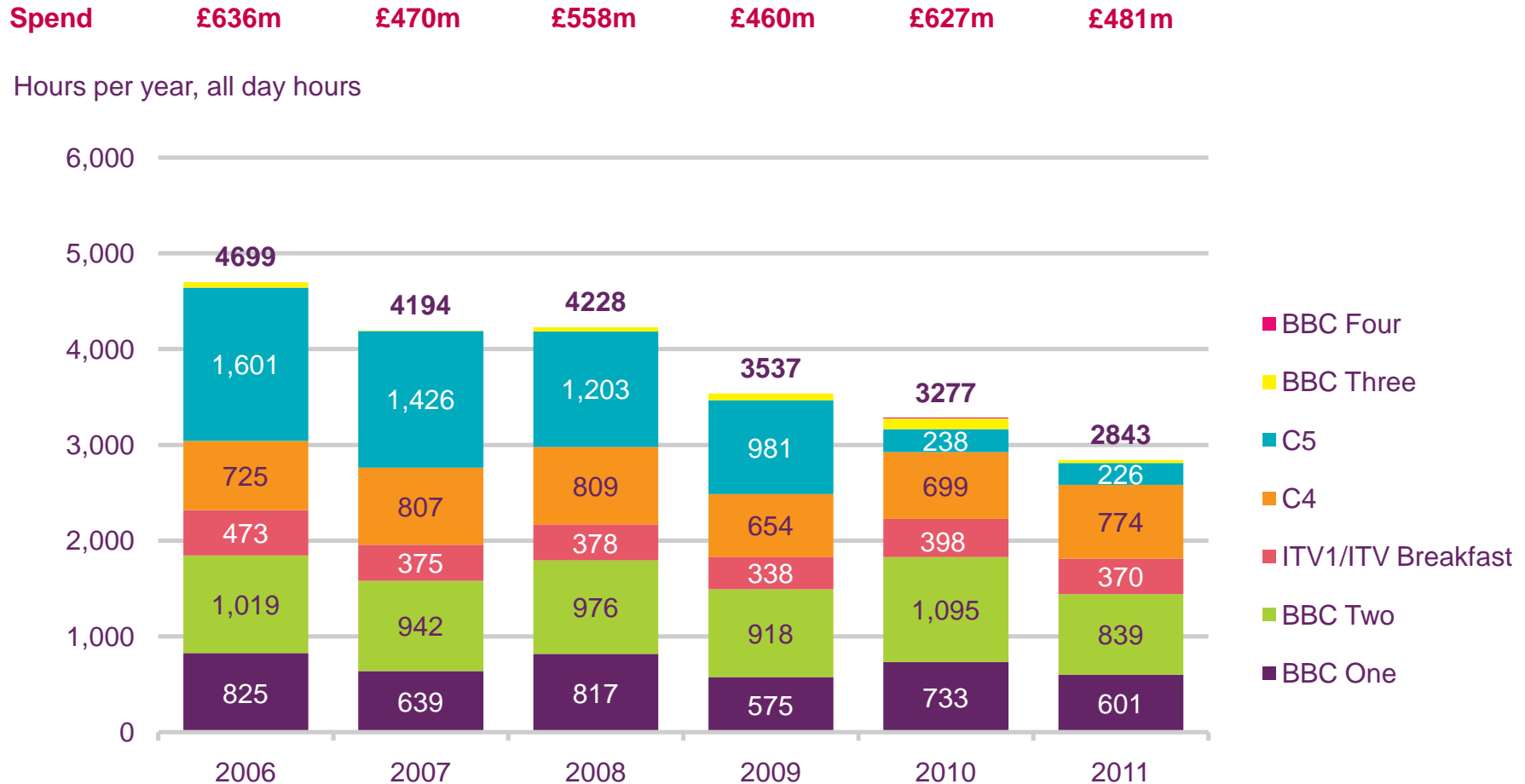
\*PSB Channels included: BBC One, BBC Two, ITV1, Channel 4, Channel 5, CBBC, Cbeebies Excluded: CITV and S4C.

## Fig 35 All day and peak time first-run originated drama and soap



Source: Ofcom/broadcasters  
 Note: Spend is given in 2011 prices

## Fig 36 Sport output hours all day

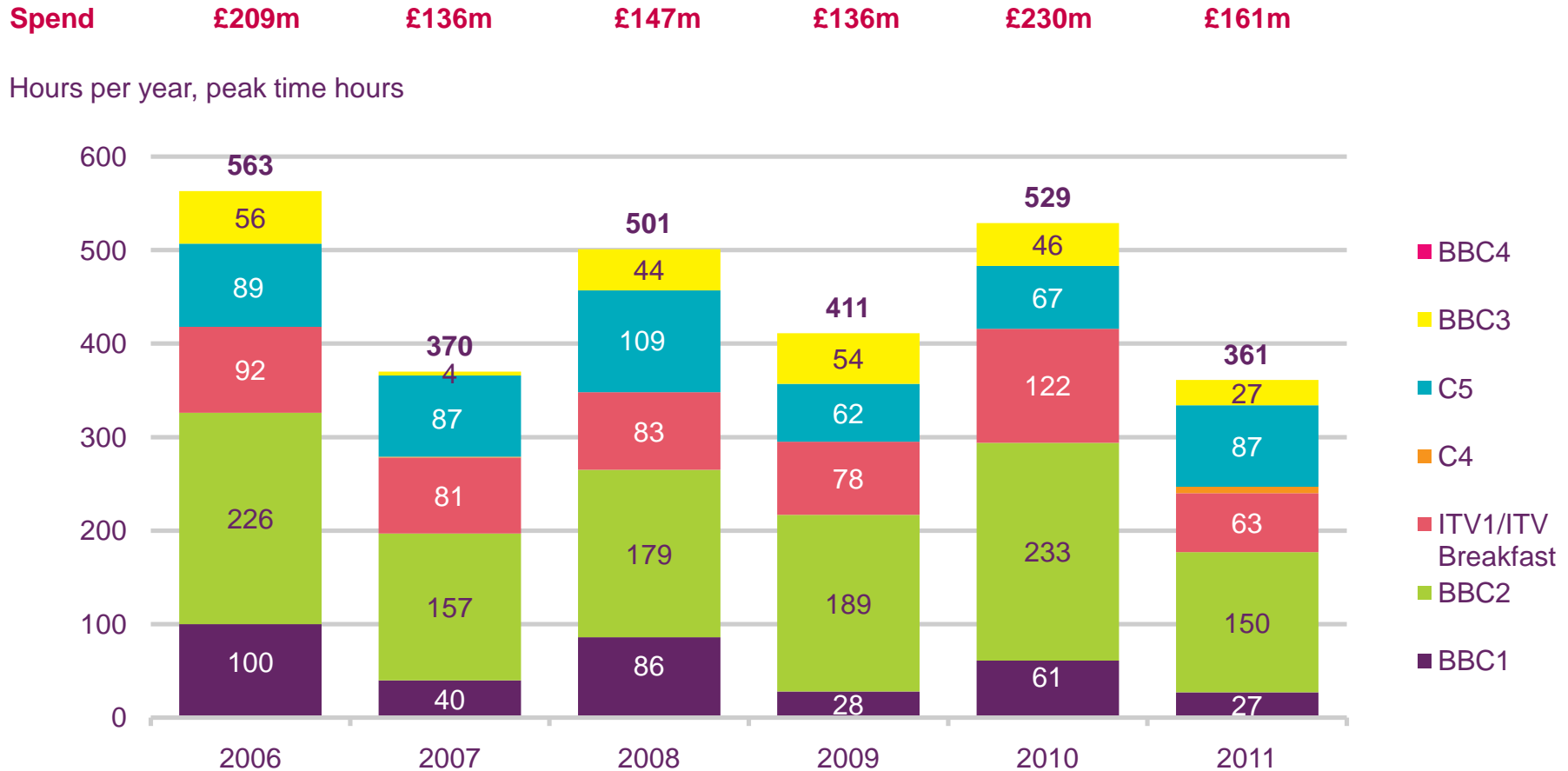


Source: Ofcom/broadcasters

Note: Spend is given in 2011 prices

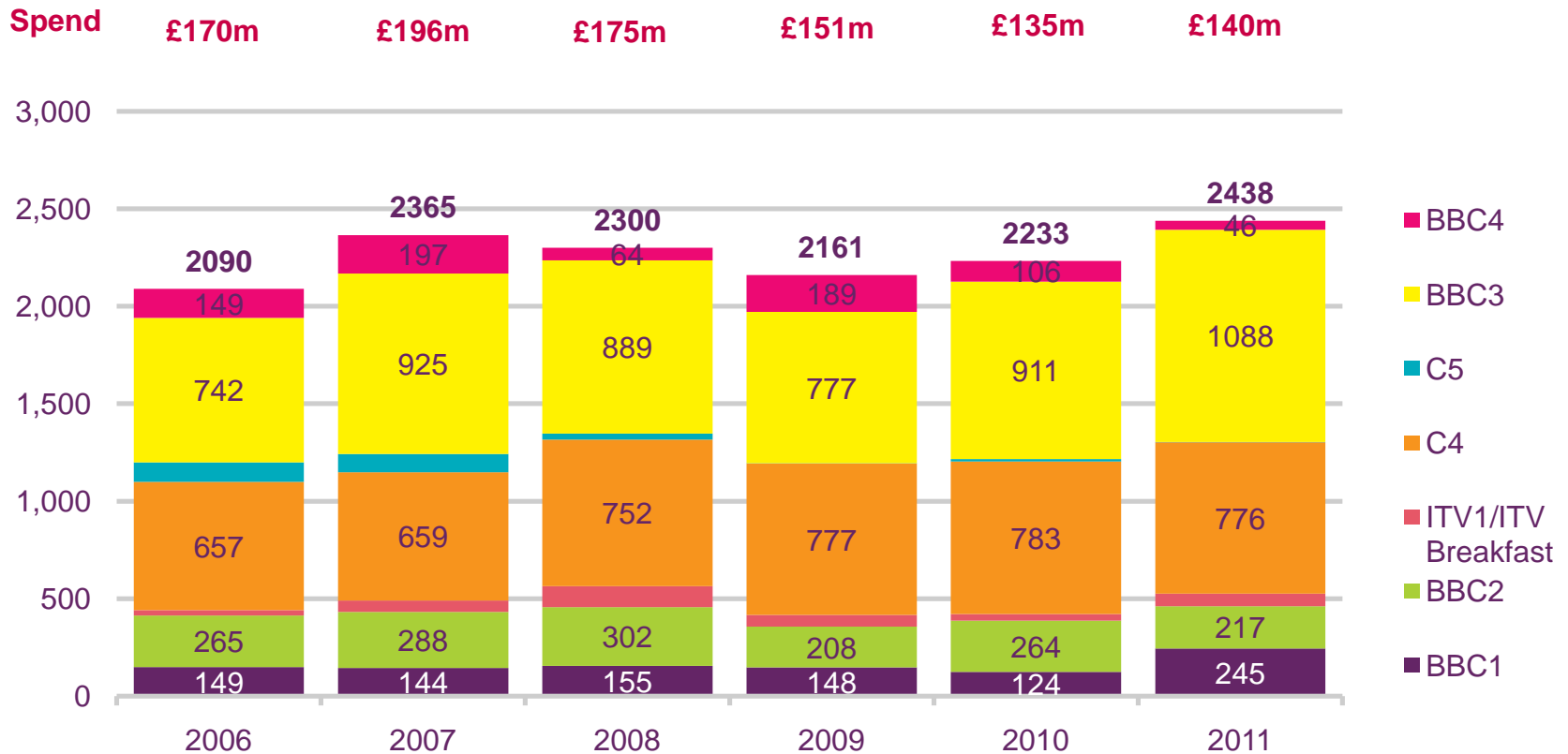


## Fig 37 Sport output peak time hours



Source: Ofcom/broadcasters  
 Note: Spend is given in 2011 prices

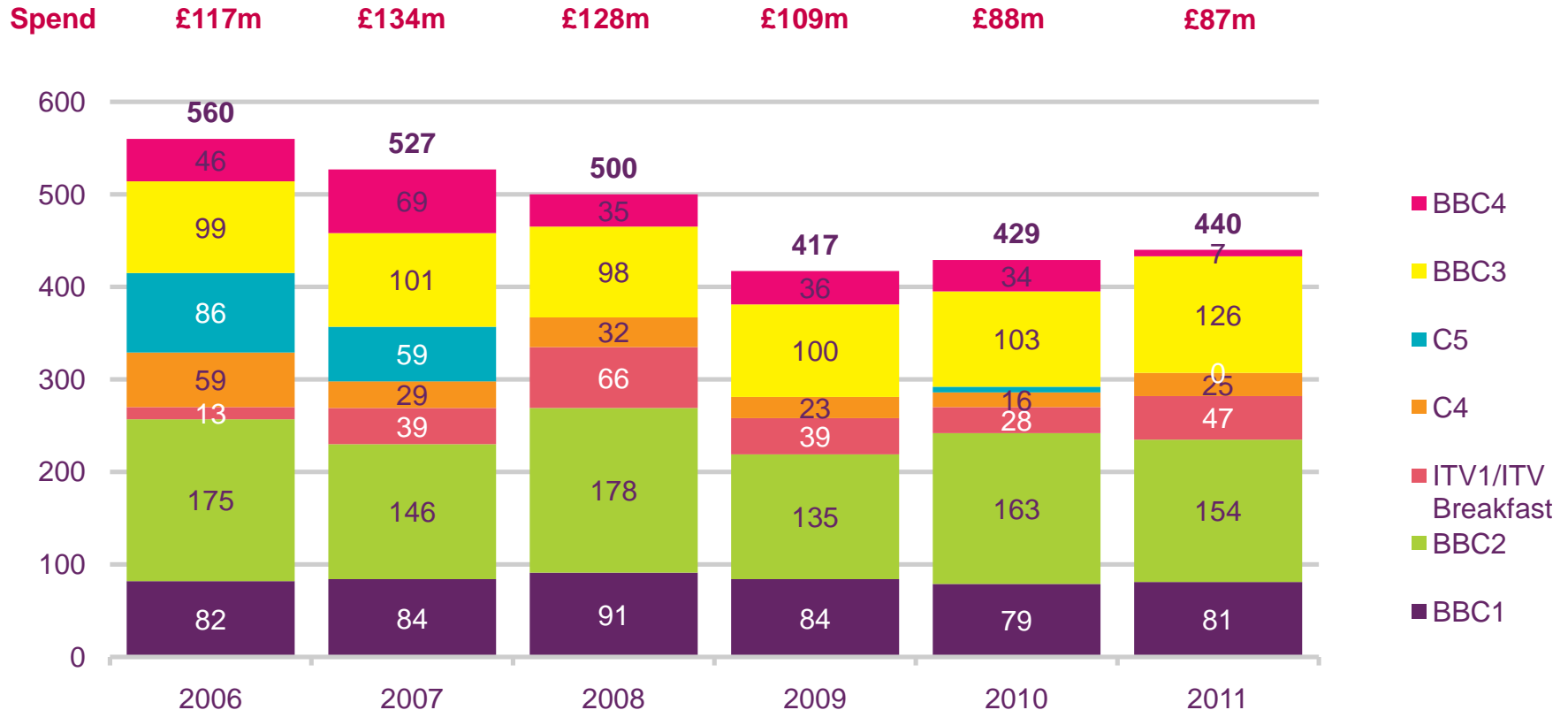
## Fig 38 Comedy output - all time



Source: Ofcom/broadcasters

Note: Spend is given in 2011 prices

## Fig 39 Comedy output - peak time



Source: Ofcom/broadcasters

Note: Spend is given in 2011 prices