

PSB Annual Report 2015

Output and Spend annex

Published July 2015

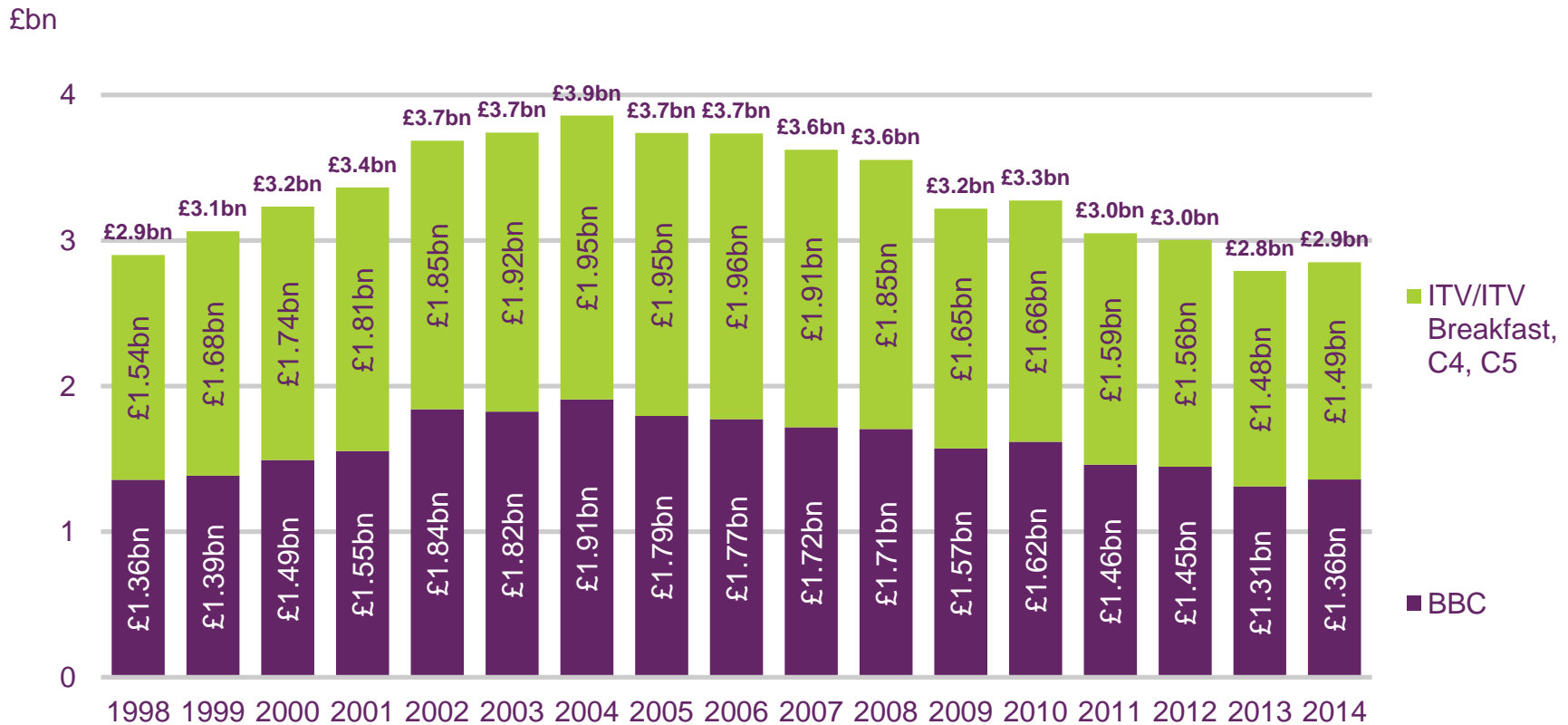
PSB spend

Fig 1 PSB overall network programme spend; nominal terms



Source: Ofcom/broadcasters. Note: figures are expressed in nominal terms. BBC figures include BBC One, BBC Two, BBC Three, BBC Four, CBBC, CBeebies, BBC News, BBC Parliament. The analysis does not include S4C, BBC Alba or BBC HD. Figures exclude nations/regions programming.

Fig 2 PSB overall network programme spend; real terms



Source: Ofcom/broadcasters. Note: figures are expressed in 2014 prices. BBC figures include BBC One, BBC Two, BBC Three, BBC Four, CBBC, CBeebies, BBC News, BBC Parliament. The analysis does not include S4C, BBC Alba or BBC HD. Figures exclude nations/regions programming.

Fig 3 PSB network spend on first-run UK originations; nominal terms



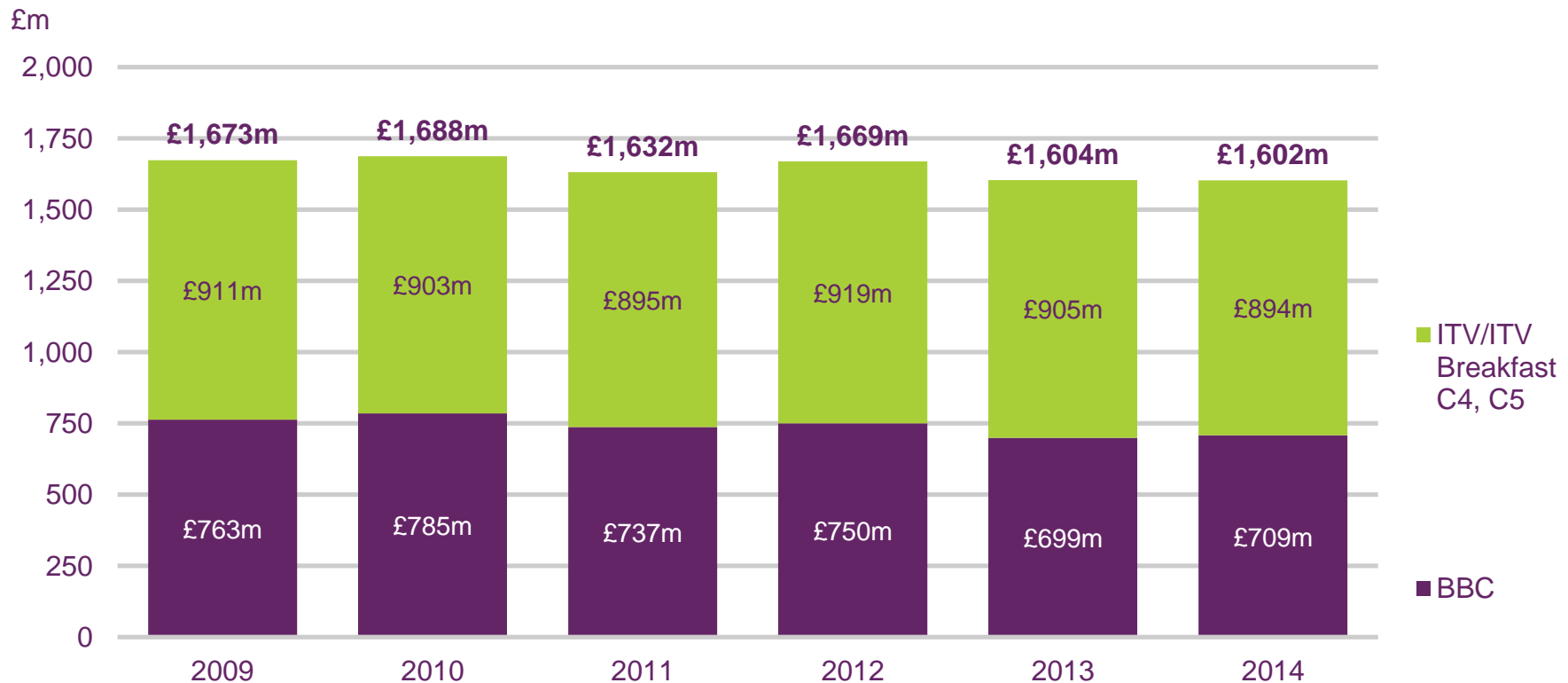
Source: Ofcom/broadcasters. Note: figures are expressed in nominal terms. BBC figures include BBC One, BBC Two, BBC Three, BBC Four, CBBC, CBeebies, BBC News, BBC Parliament. The analysis does not include S4C, BBC Alba or BBC HD. Figures exclude nations/regions programming.

Fig 4 PSB network spend on first-run UK originations; real terms



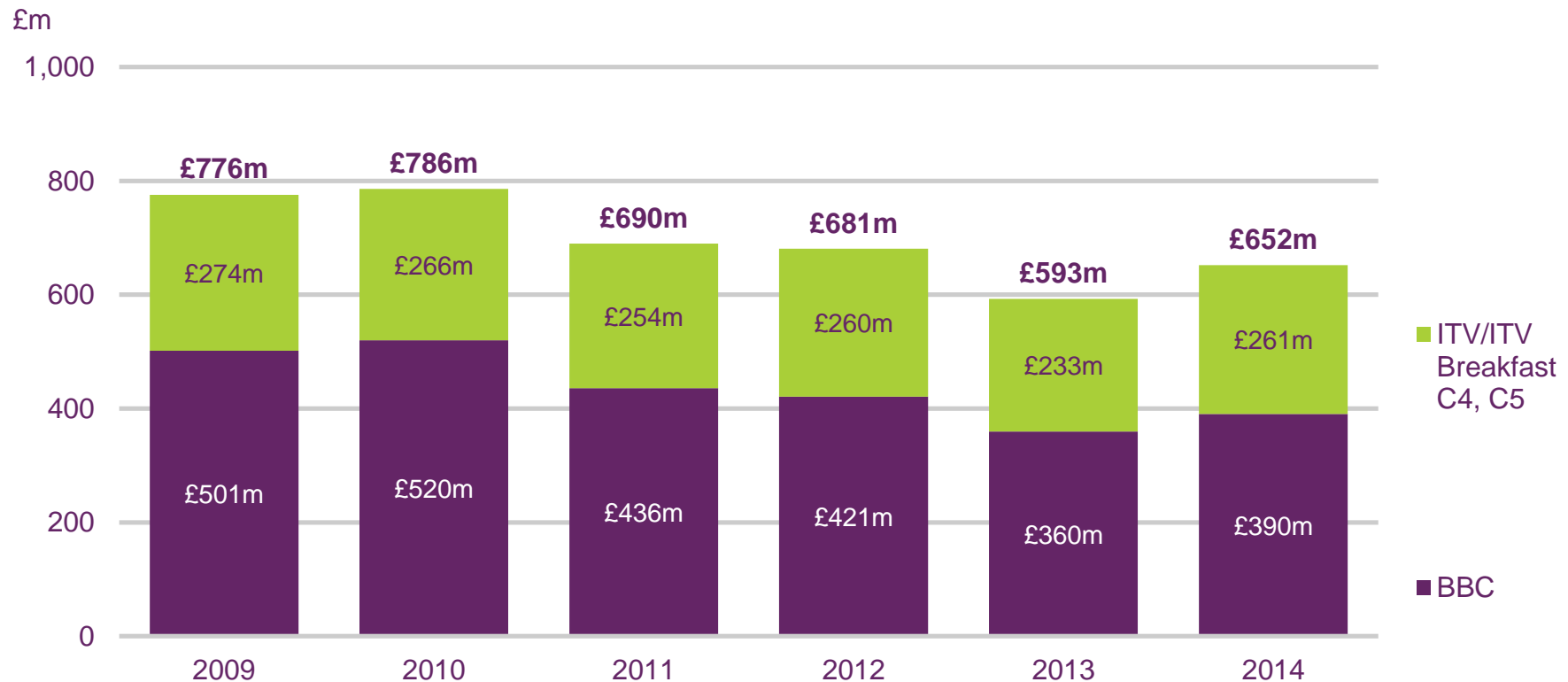
Source: Ofcom/broadcasters. Note: figures are expressed in 2014 prices. BBC figures include BBC One, BBC Two, BBC Three, BBC Four, CBBC, CBeebies, BBC News, BBC Parliament. The analysis does not include S4C, BBC Alba or BBC HD. Figures exclude nations/regions programming.

Fig 5 PSB network spend on first-run UK originations at peak time



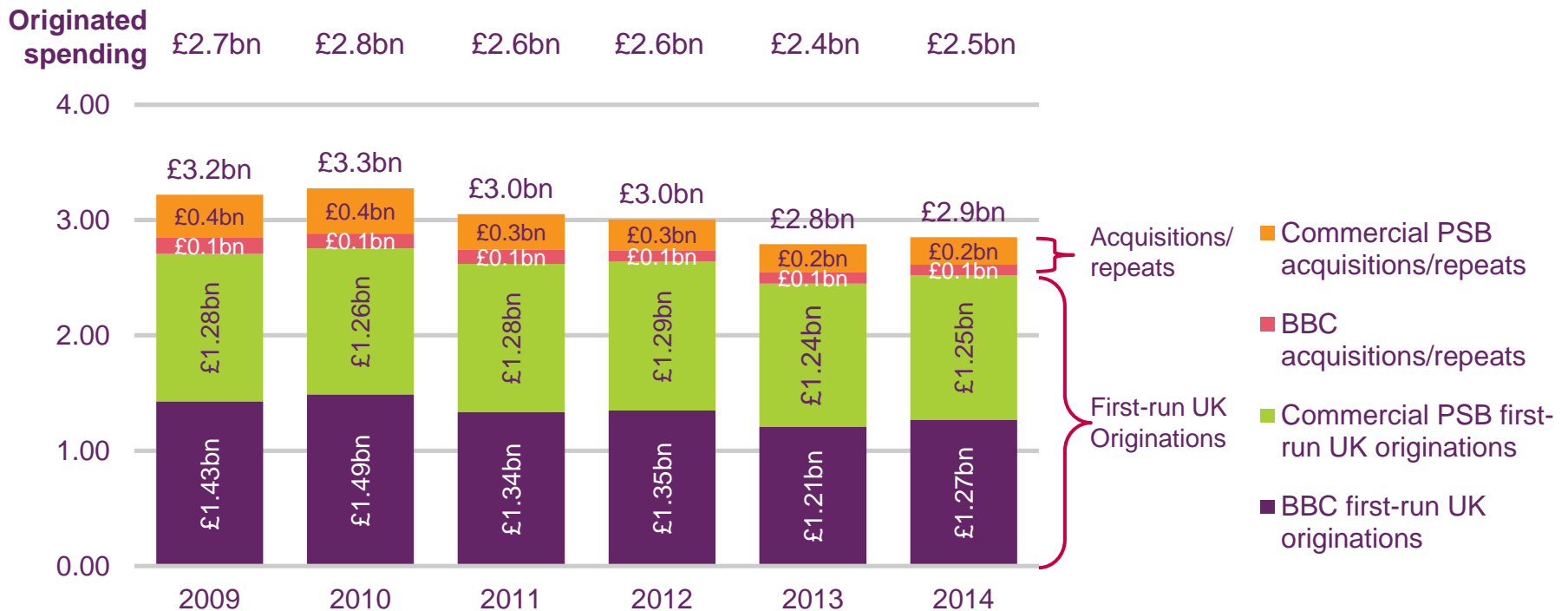
Source: Ofcom/broadcasters. Note: figures are expressed in 2014 prices. BBC figures include BBC One, BBC Two, BBC Three, BBC Four, CBBC, CBeebies, BBC News, BBC Parliament. The analysis does not include S4C, BBC Alba or BBC HD. Figures exclude nations/regions programming.

Fig 6 PSB network spend on first-run UK originations during daytime



Source: Ofcom/broadcasters. Note: figures are expressed in 2014 prices. BBC figures include BBC One, BBC Two, BBC Three, BBC Four, CBBC, CBeebies, BBC News, BBC Parliament. The analysis does not include S4C, BBC Alba or BBC HD. Figures exclude nations/regions programming.

Fig 7 PSB network spend on first-run UK originations; acquisitions and repeats



Source: Ofcom/broadcasters. Note: figures are expressed in 2014 prices. BBC figures include BBC One, BBC Two, BBC Three, BBC Four, CBBC, CBeebies, BBC News, BBC Parliament. Commercial PSB includes ITV, ITV Breakfast, Channel 4 and Channel 5. The analysis does not include S4C, BBC Alba or BBC HD. Figures exclude nations/regions programming.

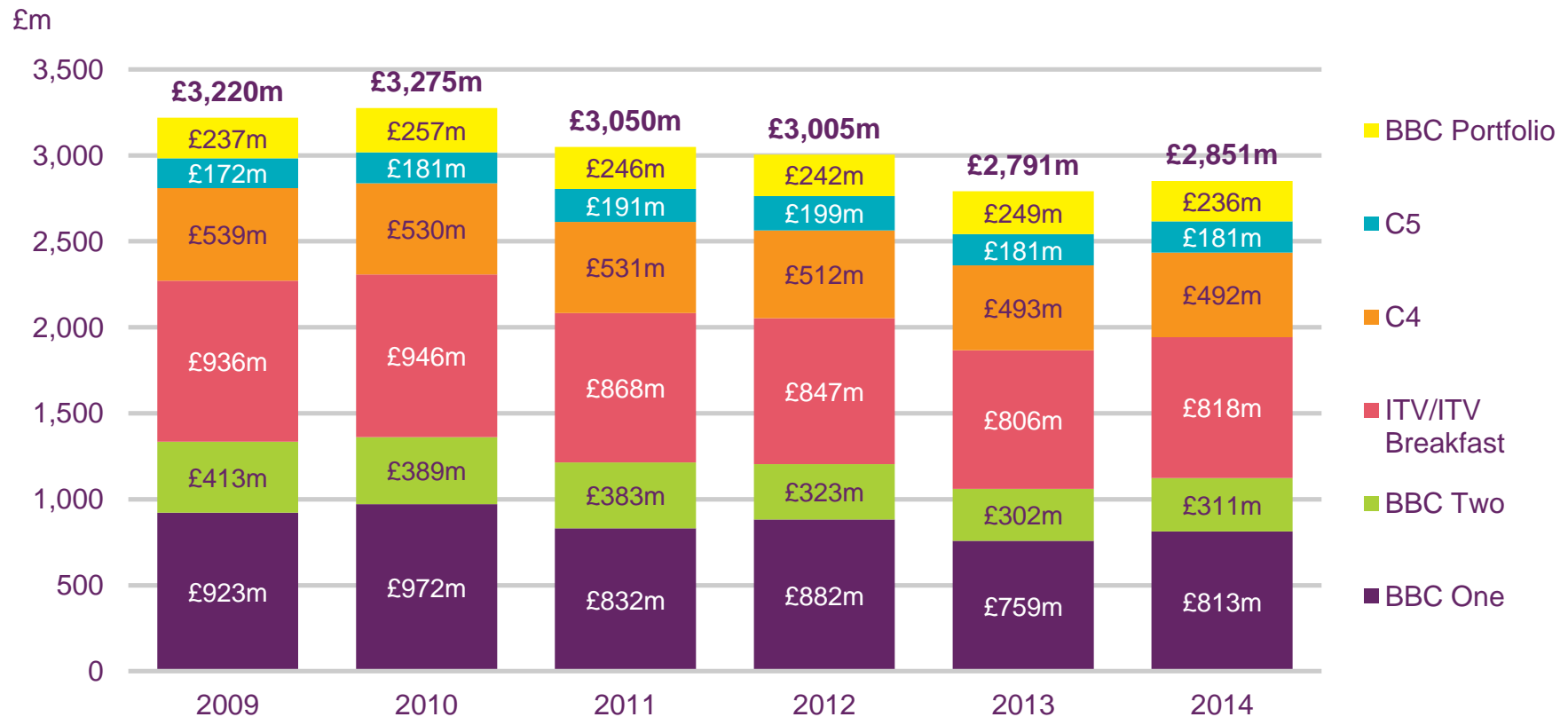
Fig 8 PSB spend – first-run and all hours; by channel



	Spend on all hours of output								Spend on first-run originated output								First run spend as a % of all spend		
	2009	2013	2014	Change (£)		Change (%)		2009	2013	2014	Change (£)		Change (%)		2009	2013	2014		
				5 yr	1 yr	5 yr	1 yr				5 yr	1 yr	5 yr	1 yr					
BBC One	£923m	£759m	£813m	-£109m	£55m	-12%	7%	£853m	£707m	£770m	-£83m	£63m	-10%	9%	92%	93%	95%		
BBC Two	£413m	£302m	£311m	-£102m	£8m	-25%	3%	£361m	£276m	£286m	-£75m	£10m	-21%	4%	87%	91%	92%		
BBC Portfolio	£237m	£249m	£236m	-£2m	-£13m	-1%	-5%	£214m	£228m	£213m	-£1m	-£14m	0%	-6%	90%	91%	90%		
BBC Total	£1573m	£1310m	£1360m	-£213m	£50m	-14%	4%	£1428m	£1210m	£1269m	-£159m	£59m	-11%	5%	91%	92%	93%		
ITV/ITV Breakfast	£936m	£806m	£818m	-£117m	£12m	-13%	1%	£804m	£762m	£774m	-£30m	£12m	-4%	2%	86%	94%	95%		
Channel 4	£539m	£493m	£492m	-£47m	-£1m	-9%	0%	£394m	£388m	£377m	-£17m	-£11m	-4%	-3%	73%	79%	77%		
Channel 5	£172m	£181m	£181m	£9m	£0m	5%	0%	£80m	£90m	£101m	£21m	£12m	27%	13%	47%	49%	56%		
Commercial Total	£1647m	£1481m	£1492m	-£155m	£11m	-9%	1%	£1278m	£1239m	£1252m	-£26m	£13m	-2%	1%	78%	84%	84%		
Grand Total	£3220m	£2791m	£2851m	-£368m	£61m	-11%	2%	£2706m	£2449m	£2521m	-£185m	£72m	-7%	3%	84%	88%	88%		

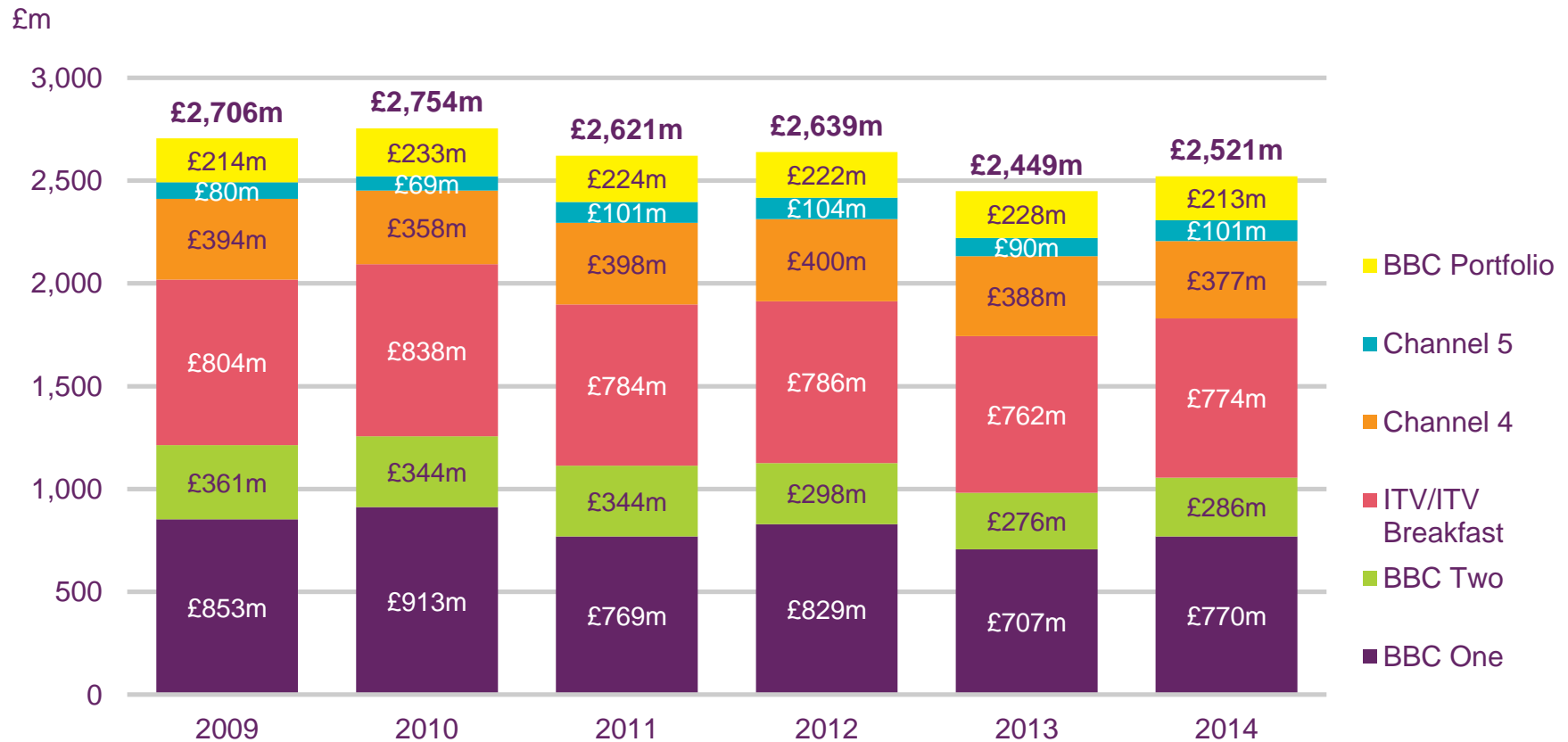
Source: Ofcom/broadcasters. Note: figures are expressed in 2014 prices. BBC figures include BBC One, BBC Two, BBC Three, BBC Four, CBBC, CBeebies, BBC News, BBC Parliament. The analysis does not include S4C, BBC Alba or BBC HD. Figures exclude nations/regions programming.

Fig 9 PSB network programme spend, by channel



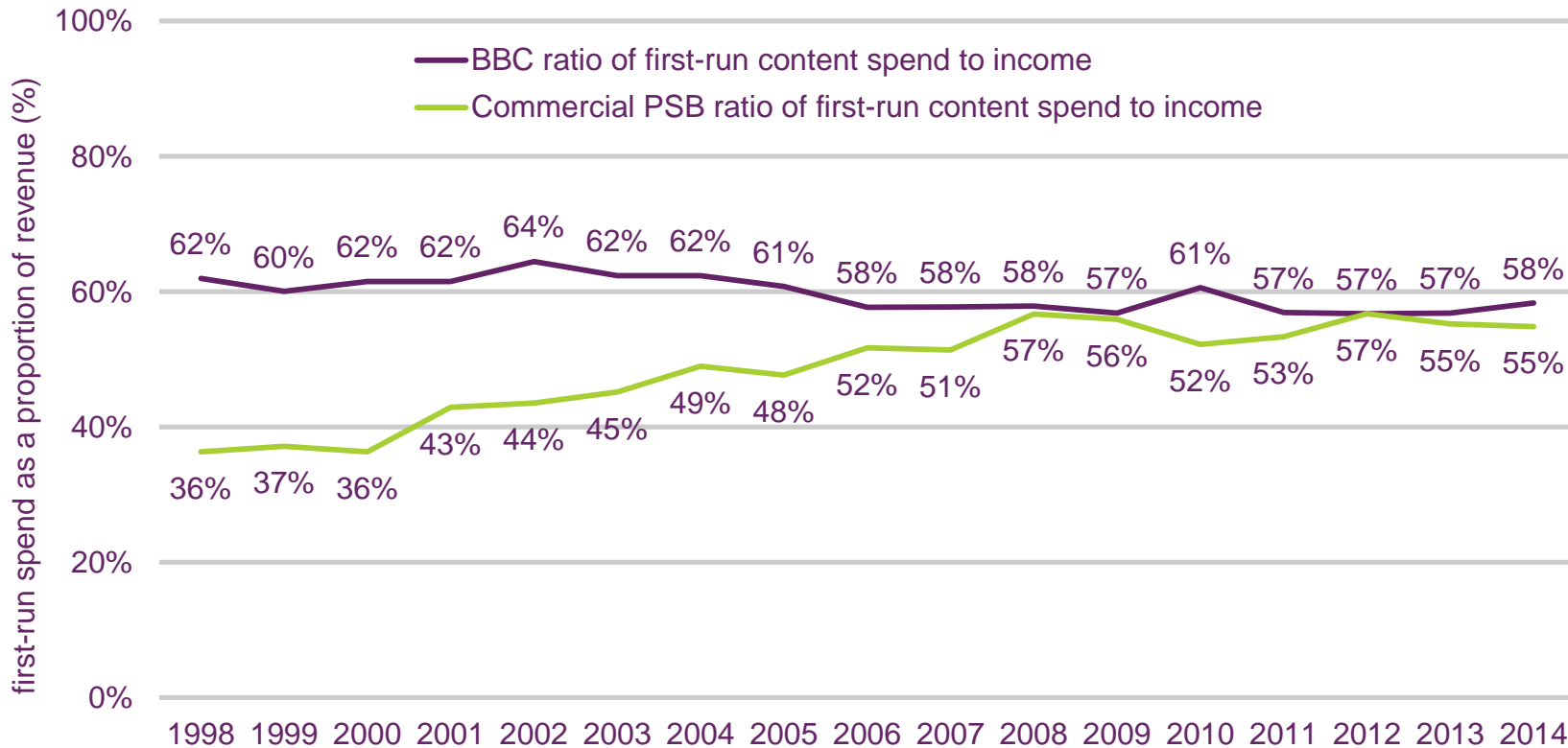
Source: Ofcom/broadcasters. Note: figures are expressed in 2014 prices. BBC Portfolio includes BBC Three, BBC Four, CBBC, CBeebies, BBC News, and BBC Parliament. The analysis does not include S4C, BBC Alba or BBC HD. Figures exclude nations/regions programming.

Fig 10 PSB first-run UK originations spend, by channel



Source: Ofcom/broadcasters. Note: figures are expressed in 2014 prices. BBC Portfolio includes BBC Three, BBC Four, CBBC, CBeebies, BBC News, and BBC Parliament. The analysis does not include S4C, BBC Alba or BBC HD. Figures exclude nations/regions programming.

Fig 11 PSB first-run UK originated television programming: ratio of spend to revenue



Source: Broadcasters and Ofcom estimates drawing on data from the BBC's Annual Reports and Accounts. Spend is all day, all genres. It includes all spending on networked output by the BBC, ITV, Channel 4 and Channel 5. It also includes BBC, stv, ITV and UTV spending on programmes for viewers in the nations and regions and the BBC's spend on programmes for S4C and BBC Alba. BBC TV income is based on Ofcom estimates of total licence fee revenue that is spent on TV-related services which includes content, distribution, and infrastructure spending, and pro-rata, a share of remaining overheads.

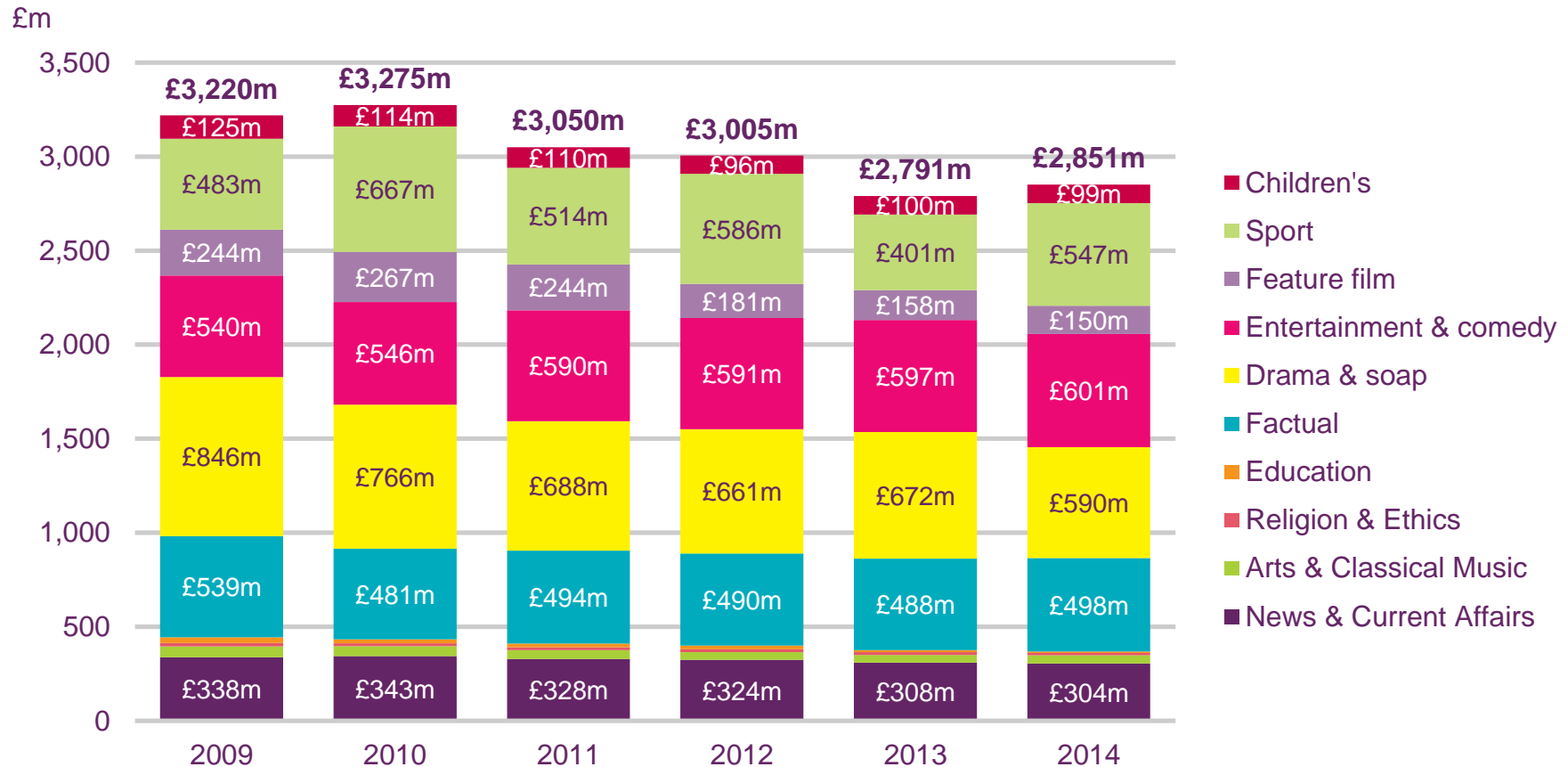
Fig 12 PSB spend, first-run and all hours, by genre



	Spend on all hours of output							Spend on hours of first-run originated output							First run spend as a % of all spend		
	2009	2013	2014	Change (£m)		Change (%)		2009	2013	2014	Change (£m)		Change (%)		2009	2013	2014
				5yr	1 yr	5yr	1 yr				5yr	1 yr	5yr	1 yr			
News & Current Affairs	£338m	£308m	£304m	-£34m	-£4m	-10%	-1%	£338m	£308m	£304m	-£34m	-£4m	-10%	-1%	100%	100%	100%
Arts & Classical Music	£57m	£41m	£43m	-£14m	£2m	-24%	5%	£54m	£39m	£41m	-£13m	£3m	-24%	7%	95%	94%	96%
Religion & Ethics	£18m	£15m	£13m	-£5m	-£2m	-28%	-11%	£18m	£15m	£13m	-£5m	-£2m	-27%	-12%	98%	100%	99%
Education	£30m	£11m	£7m	-£23m	-£4m	-77%	-34%	£30m	£10m	£7m	-£23m	-£3m	-77%	-33%	100%	97%	99%
Factual	£539m	£488m	£498m	-£41m	£10m	-8%	2%	£521m	£473m	£482m	-£39m	£9m	-7%	2%	97%	97%	97%
Drama & Soaps	£846m	£672m	£590m	-£256m	-£83m	-30%	-12%	£657m	£574m	£516m	-£141m	-£57m	-21%	-10%	78%	85%	88%
Ent. & Comedy	£540m	£597m	£601m	£61m	£5m	11%	1%	£485m	£520m	£504m	£19m	-£16m	4%	-3%	90%	87%	84%
Feature Films	£244m	£158m	£150m	-£94m	-£9m	-39%	-6%	£20m	£23m	£20m	£1m	-£3m	3%	-12%	8%	15%	14%
Sports	£483m	£401m	£547m	£64m	£146m	13%	36%	£478m	£399m	£545m	£67m	£146m	14%	36%	99%	99%	100%
Children's	£125m	£100m	£99m	-£26m	-£1m	-21%	-1%	£105m	£88m	£88m	-£18m	£0m	-17%	-1%	84%	89%	89%
Total	£3220m	£2791m	£2851m	-£368m	£61m	-11%	2%	£2706m	£2449m	£2521m	-£185m	£72m	-7%	3%	84%	88%	88%

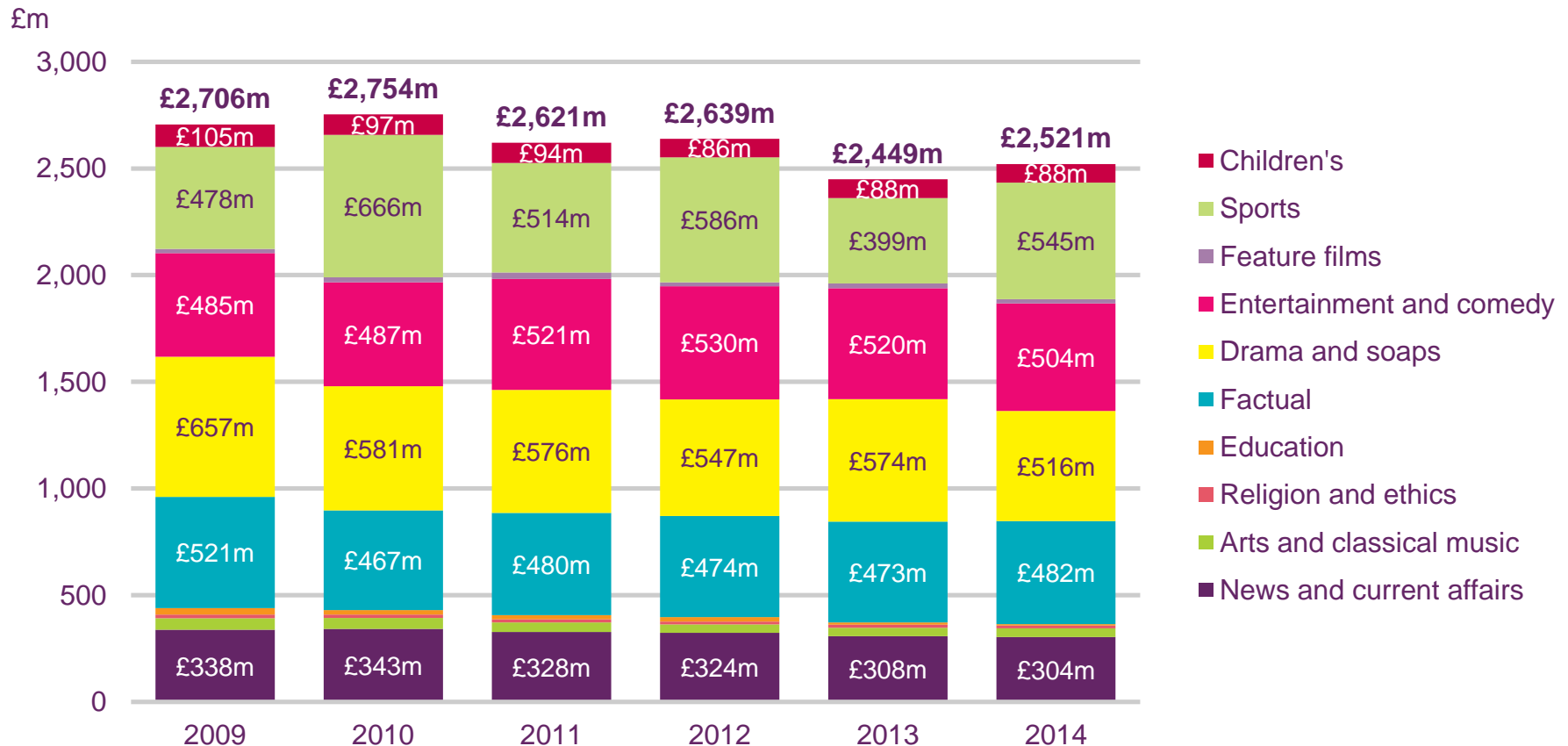
Source: Ofcom/broadcasters. Note: figures are expressed in 2014 prices. BBC figures include BBC One, BBC Two, BBC Three, BBC Four, CBBC, CBeebies, BBC News, BBC Parliament. The analysis does not include S4C, BBC Alba or BBC HD. Figures exclude nations/regions programming.

Fig 13 PSB network programme spend for PSB channels, by genre



Source: Ofcom/broadcasters. Note: figures are expressed in 2014 prices. Figures include PSB services: BBC One, BBC Two, BBC Three, BBC Four, CBBC, CBeebies, BBC News, BBC Parliament, ITV, ITV Breakfast, Channel 4 and Channel 5. The analysis does not include S4C, BBC Alba or BBC HD. Figures exclude nations/regions programming.

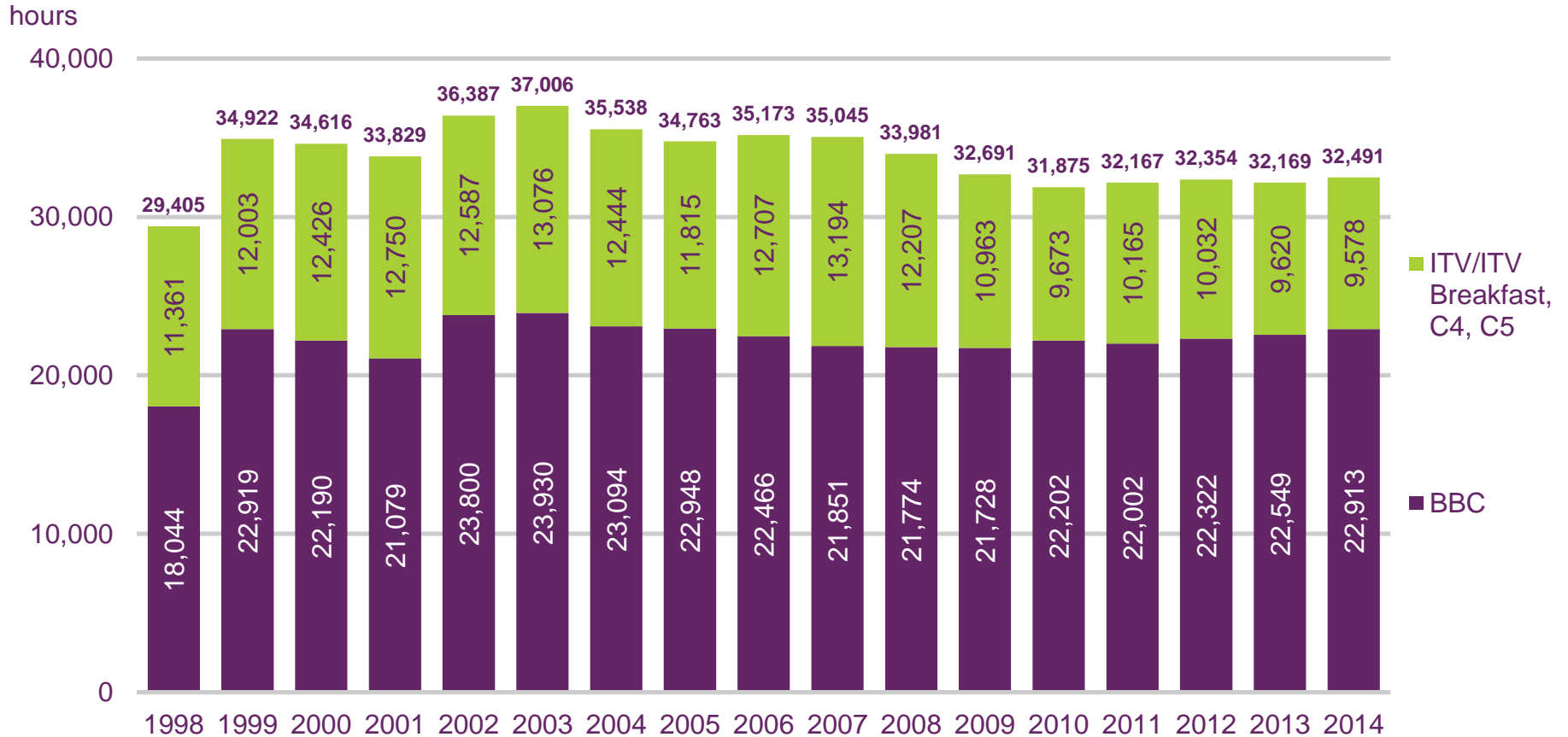
Fig 14 PSB first-run UK originations spend, by genre



Source: Ofcom/broadcasters. Note: figures are expressed in 2014 prices. Figures include PSB services: BBC One, BBC Two, BBC Three, BBC Four, CBBC, CBeebies, BBC News, BBC Parliament, ITV, ITV Breakfast, Channel 4 and Channel 5. The analysis does not include S4C, BBC Alba or BBC HD. Figures exclude nations/regions programming.

PSB hours

Fig 15 PSB hours of first-run UK network originations



Source: Ofcom/broadcasters. BBC figures include BBC One, BBC Two, BBC Three, BBC Four, CBBC, CBeebies, BBC News, BBC Parliament. The analysis does not include S4C, BBC Alba or BBC HD. Figures exclude nations/regions programming. Output hours are based on slot times.

Fig 16 PSB hours – first-run and all hours; by channel



	All hours of output								Hours of first-run originated output								First run hours as a % of all output		
	2009	2013	2014	Change (hours)		Change (%)		2009	2013	2014	Change (hours)		Change (%)		2009	2013	2014		
				5 yr	1 yr	5 yr	1 yr				5 yr	1 yr							
BBC One	8457	8537	8489	32	-48	0%	-1%	5423	6440	6666	1243	226	23%	4%	64%	75%	79%		
BBC Two	8179	7722	7819	-360	97	-4%	1%	3660	2800	2963	-697	163	-19%	6%	45%	36%	38%		
BBC Portfolio	33151	32705	32833	-318	128	-1%	0%	12645	13309	13284	639	-25	5%	0%	38%	41%	40%		
BBC Total	49787	48964	49141	-646	177	-1%	0%	21728	22549	22913	1185	364	5%	2%	44%	46%	47%		
ITV/ITV Breakfast	8460	8500	8495	35	-5	0%	0%	5228	5108	4911	-317	-197	-6%	-4%	62%	60%	58%		
Channel 4	8760	8760	8760	0	0	0%	0%	2939	2941	2965	26	24	1%	1%	34%	34%	34%		
Channel 5	8762	8764	8765	3	1	0%	0%	2796	1571	1702	-1094	131	-39%	8%	32%	18%	19%		
Commercial Total	25982	26024	26020	38	-4	0%	0%	10963	9620	9578	-1385	-42	-13%	0%	42%	37%	37%		
Grand Total	75769	74988	75161	-608	173	-1%	0%	32691	32169	32491	-200	322	-1%	1%	43%	43%	43%		

Source: Ofcom/broadcasters. BBC portfolio includes BBC Three, BBC Four, CBBC, CBeebies, BBC News, BBC Parliament. The analysis does not include S4C, BBC Alba or BBC HD. Figures exclude nations/regions programming. Output hours are based on slot times.

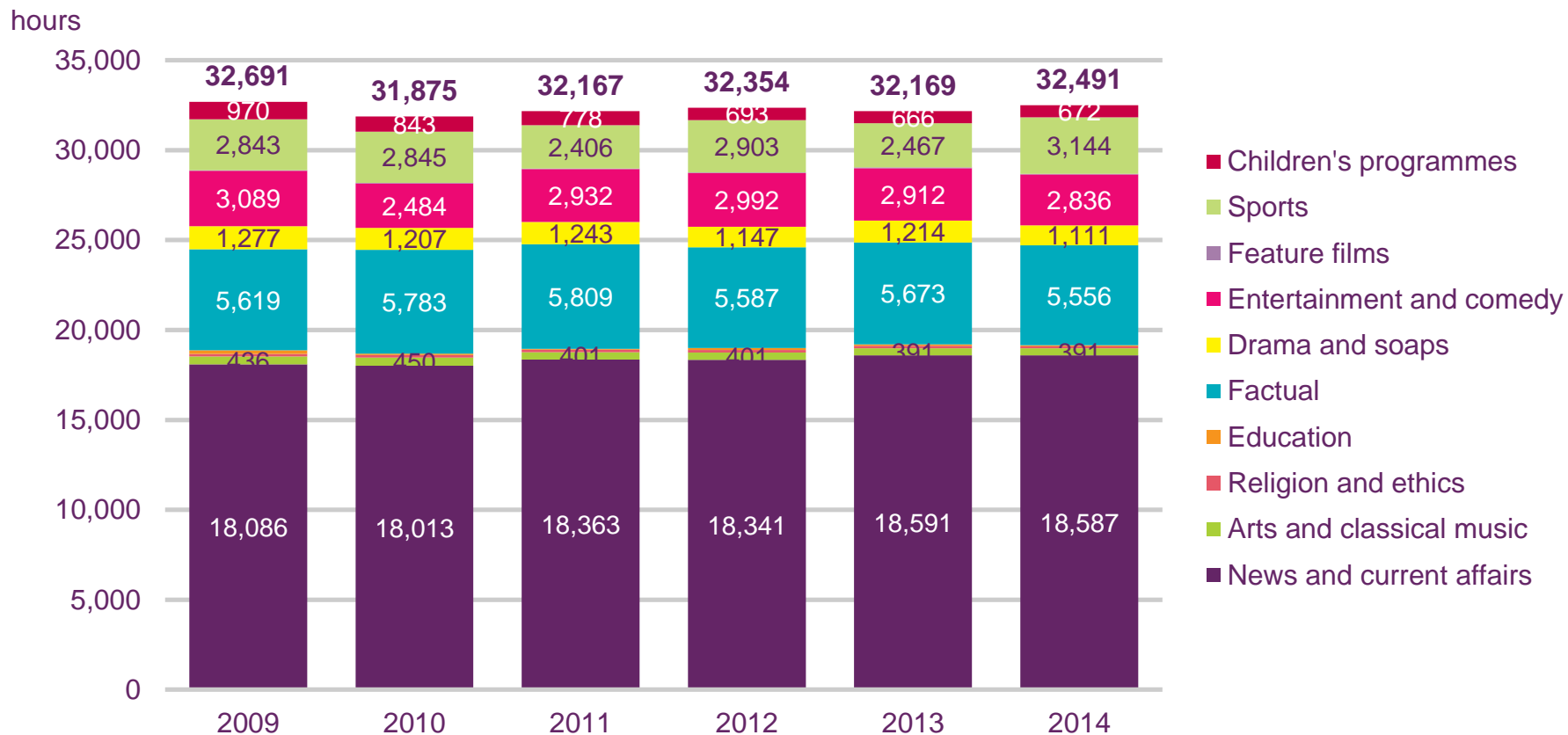
Fig 17 PSB hours, first-run and all hours; by genre



	All hours of output							Hours of first-run originated output							First run hours as a % of all output		
	2009	2013	2014	Change (hours)		Change (%)		2009	2013	2014	Change (hours)		Change (%)		2009	2013	2014
				5yr	1 yr	5yr	1 yr				5yr	1 yr	5yr	1 yr			
News & Current Affairs	24671	24840	24826	155	-14	1%	0%	18086	18591	18587	501	-4	3%	0%	73%	75%	75%
Arts & Classical Music	1556	1733	1535	-21	-198	-1%	-11%	436	391	391	-45	0	-10%	0%	28%	23%	25%
Religion & Ethics	273	254	219	-54	-35	-20%	-14%	153	144	119	-34	-25	-22%	-17%	56%	57%	54%
Education	1240	628	593	-647	-35	-52%	-6%	192	71	52	-140	-19	-73%	-27%	15%	11%	9%
Factual	13135	14666	15812	2677	1146	20%	8%	5619	5673	5556	-63	-117	-1%	-2%	43%	39%	35%
Drama & Soaps	6849	4627	3984	-2865	-643	-42%	-14%	1277	1214	1111	-166	-103	-13%	-8%	19%	26%	28%
Ent. & Comedy	6853	8523	8677	1824	154	27%	2%	3089	2912	2836	-253	-76	-8%	-3%	45%	34%	33%
Feature Films	4743	4317	3918	-825	-399	-17%	-9%	26	40	23	-3	-17	-12%	-43%	1%	1%	1%
Sports	3537	2874	3561	24	687	1%	24%	2843	2467	3144	301	677	11%	27%	80%	86%	88%
Childrens	12651	10538	10291	-2360	-247	-19%	-2%	970	666	672	-298	6	-31%	1%	8%	6%	7%
Total	75508	73000	73416	-2092	416	-3%	1%	32691	32169	32491	-200	322	-1%	1%	43%	44%	44%

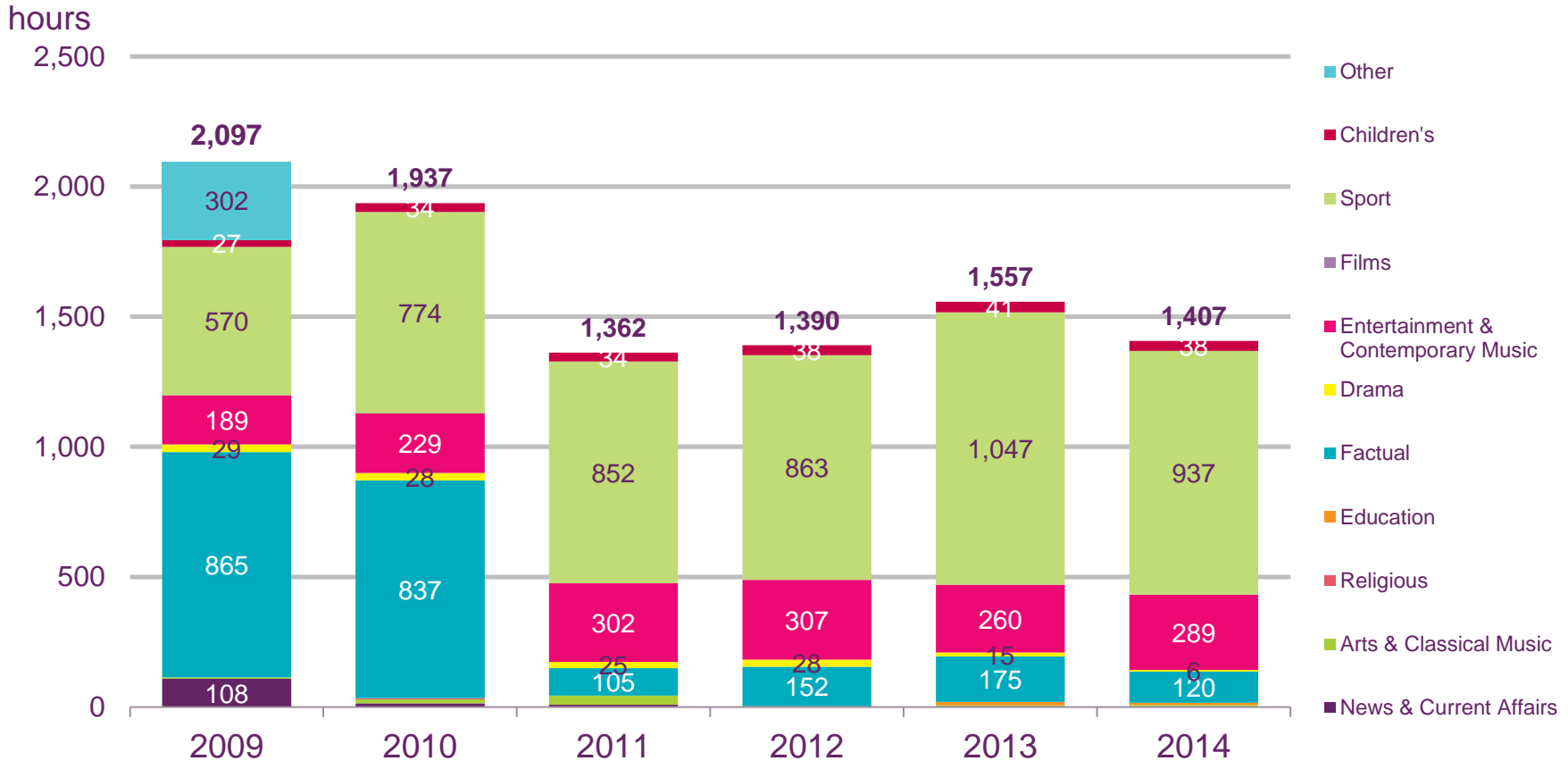
Source: Ofcom/broadcasters. The analysis does not include S4C, BBC Alba or BBC HD. Figures exclude nations/regions programming. Output hours are based on slot times. A small number of 'unallocated' hours are not included in the total hours column.

Fig 18 PSB first-run UK origination hours, by genre



Source: Ofcom/broadcasters. Figures include PSB services: BBC One, BBC Two, BBC Three, BBC Four, CBBC, CBeebies, BBC News, BBC Parliament, ITV, ITV Breakfast, Channel 4 and Channel 5. The analysis does not include S4C, BBC Alba or BBC HD. Figures exclude nations/regions programming. Output hours are based on slot times.

Figure 19 Commercial PSB portfolio channel first-run UK originated hours: by genre



Source: Ofcom/Broadcasters. Note: The commercial PSB portfolio channels are CITV, ITV2, ITV3, ITV4, 4Seven, E4, Film4, More4, 5USA and 5*. Output hours are based on running times.

Fig 20 Genre mix on the main five PSB channels; all hours of output, all day



	BBC One			BBC Two			ITV/ITV Breakfast			Channel 4			Channel 5		
	2009	2013	2014	2009	2013	2014	2009	2013	2014	2009	2013	2014	2009	2013	2014
News & Current Affairs	2,719	3,591	3,620	1,207	898	852	1,585	1,196	1,181	535	485	480	740	848	853
Arts & Classical Music	86	40	34	243	253	234	31	24	28	67	96	64	52	43	39
Religion & Ethics	105	88	87	42	64	57	21	2	2	49	22	11	12	52	42
Education	27	22	20	362	348	329	0	0	0	410	13	5	252	0	0
Factual	2,209	2,168	2,142	1,914	3,433	3,433	2,736	2,817	2,871	2,292	2,588	3,024	1,355	1,661	2,113
Drama & Soaps	1,002	591	660	515	302	287	1,444	929	742	950	553	538	2,033	1,766	1,312
Entertainment & Comedy	634	902	782	596	688	569	1,016	1,482	1,611	2,330	2,801	2,756	745	648	989
Feature Films	603	495	331	642	782	760	870	519	521	1,142	1,209	1,018	1,073	927	923
Sports	575	635	811	918	942	1,277	338	347	384	654	710	814	981	139	95
Children's	497	5	2	1,740	12	21	419	316	308	331	283	50	1,258	1,560	1,501
Total	8,457	8,537	8,489	8,179	7,722	7,819	8,460	7,632	7,648	8,760	8,760	8,760	8,501	7,644	7,867

Source: Ofcom/broadcasters. The analysis does not include S4C, BBC Alba or BBC HD. Figures exclude nations/regions programming. Output hours are based on slot times. A small number of 'unallocated' hours are not included in the totals for ITV/ITV Breakfast and Channel 5. Children's output on the BBC moved almost entirely to CBBC and CBeebies between 2009 and 2013. This chart was added on 4 August 2015.

Fig 21 Genre mix on the main five PSB channels: all hours of output, peak time



	BBC One			BBC Two			ITV/ITV Breakfast			Channel 4			Channel 5		
	2009	2013	2014	2009	2013	2014	2009	2013	2014	2009	2013	2014	2009	2013	2014
News & Current Affairs	339	353	343	66	67	60	322	290	279	336	358	361	123	188	192
Arts & Classical Music	7	2	6	122	81	101	12	12	8	46	47	48	10	0	3
Religion & Ethics	5	0	1	24	25	22	1	1	0	19	15	3	1	0	0
Education	14	13	6	1	1	1	0	0	0	0	3	3	1	0	0
Factual	421	422	390	808	883	794	151	173	168	728	562	555	548	589	652
Drama & Soaps	430	413	384	51	46	53	587	476	467	202	216	209	476	335	233
Entertainment & Comedy	232	230	237	353	374	375	315	400	401	188	258	295	56	229	271
Feature Films	23	21	21	33	34	40	68	55	56	123	177	159	364	246	239
Sports	28	38	107	189	142	202	78	115	123	0	6	9	62	58	52
Children's	0	0	0	0	0	0	1	0	0	0	0	1	0	0	0
Total	1,499	1,492	1,495	1,647	1,653	1,648	1,535	1,522	1,502	1,642	1,642	1,643	1,641	1,645	1,642

Source: Ofcom/broadcasters. The analysis does not include S4C, BBC Alba or BBC HD. Figures exclude nations/regions programming. Output hours are based on slot times. This chart was added on 4 August 2015.

Fig 22 Genre mix on the main five PSB channels: first-run UK originated output, all day

	BBC One			BBC Two			ITV/ITV Breakfast			Channel 4			Channel 5		
	2009	2013	2014	2009	2013	2014	2009	2013	2014	2009	2013	2014	2009	2013	2014
News & Current Affairs	2,637	3,550	3,586	1,186	681	648	1,546	1,172	1,157	468	394	387	729	805	833
Arts & Classical Music	43	23	30	151	100	118	20	12	7	36	39	31	10	0	0
Religion & Ethics	88	86	87	29	34	24	10	1	1	16	17	6	3	0	0
Education	25	21	18	56	46	24	0	0	0	16	4	2	95	0	0
Factual	1,050	1,167	1,284	846	739	630	2,021	2,135	1,989	1,054	1,022	1,020	370	391	453
Drama & Soaps	513	527	491	33	36	42	515	441	407	171	191	151	19	3	9
Entertainment & Comedy	379	480	409	372	275	306	703	961	938	801	772	735	645	240	302
Feature Films	0	0	0	16	15	6	0	0	0	10	25	17	0	0	0
Sports	521	584	761	781	874	1,165	305	337	353	367	477	616	818	100	71
Children's	167	2	0	190	0	0	108	49	59	0	0	0	107	32	34
Total	5,423	6,440	6,666	3,660	2,800	2,963	5,228	5,108	4,911	2,939	2,941	2,965	2,796	1,571	1,702

Source: Ofcom/broadcasters. The analysis does not include S4C, BBC Alba or BBC HD. Figures exclude nations/regions programming. Output hours are based on slot times. Children's output on the BBC moved almost entirely to CBBC and CBeebies between 2009 and 2013. This chart was added on 4 August 2015.

Fig 23 Genre mix on the main five PSB channels: first-run UK originated output, peak time



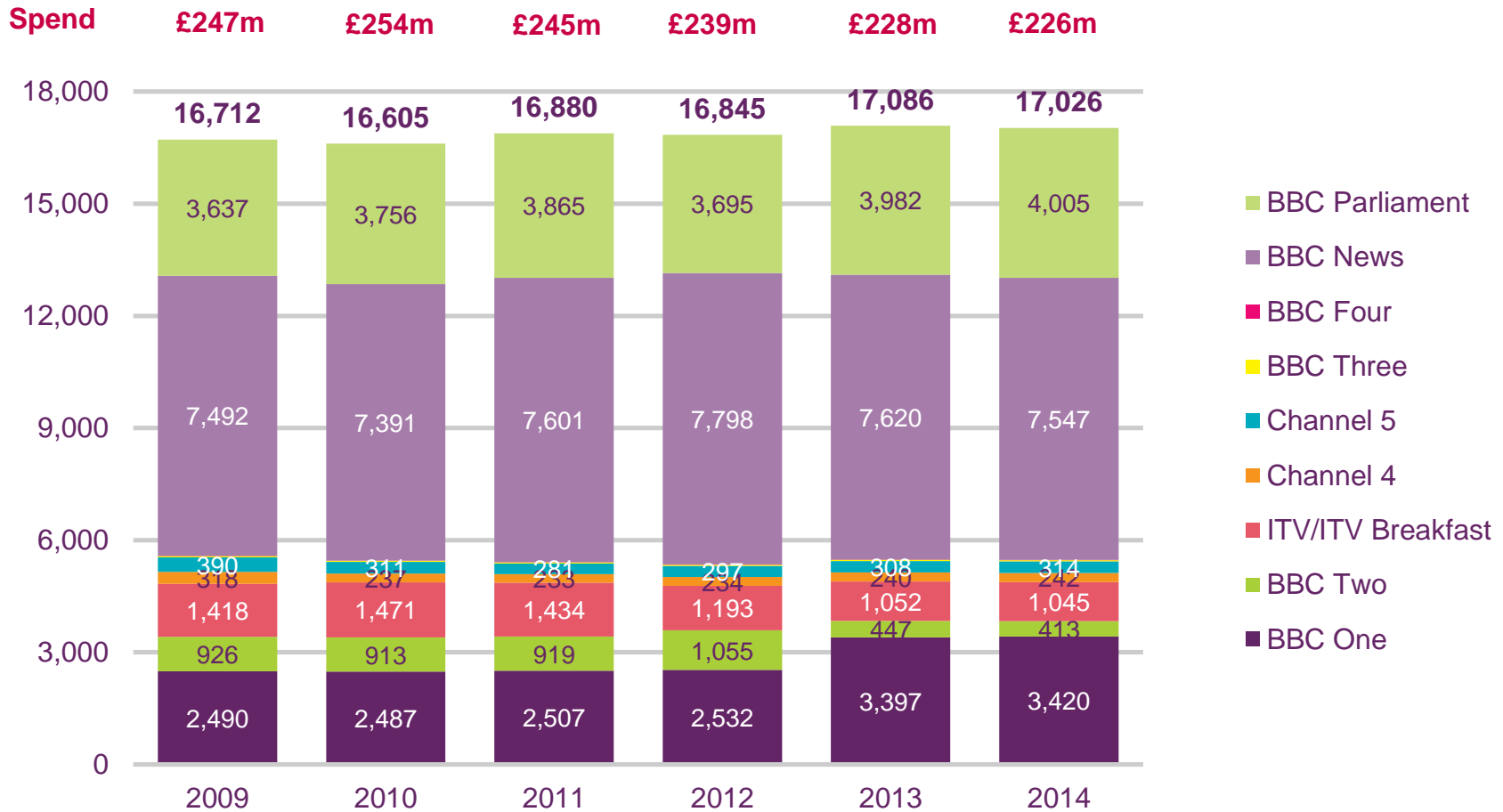
	BBC One			BBC Two			ITV/ITV Breakfast			Channel 4			Channel 5		
	2009	2013	2014	2009	2013	2014	2009	2013	2014	2009	2013	2014	2009	2013	2014
News & Current Affairs	333	342	334	61	53	44	320	288	279	334	355	356	123	169	186
Arts & Classical Music	7	2	6	102	69	95	11	11	7	30	20	19	10	0	0
Religion & Ethics	5	0	1	24	25	19	1	1	0	16	15	3	1	0	0
Education	13	12	6	1	1	1	0	0	0	0	2	2	1	0	0
Factual	363	396	385	449	596	531	127	159	135	537	450	434	336	315	379
Drama & Soaps	392	394	370	24	35	41	514	440	407	145	168	143	12	0	5
Entertainment & Comedy	197	179	188	231	227	248	280	361	355	53	125	142	29	108	131
Feature Films	0	0	0	3	8	5	0	0	0	3	5	2	0	0	0
Sports	28	37	107	157	139	201	78	115	123	0	6	9	62	52	45
Children's	0	0	0	0	0	0	1	0	0	0	0	0	0	0	0
Total	1,338	1,362	1,397	1,052	1,153	1,185	1,332	1,375	1,306	1,118	1,146	1,110	574	644	746

Source: Ofcom/broadcasters. The analysis does not include S4C, BBC Alba or BBC HD. Figures exclude nations/regions programming. Output hours are based on slot times. This chart was added on 4 August 2015.

Network genre analysis – Spend and output



Fig 24 Volume of hours of UK/national news, all day

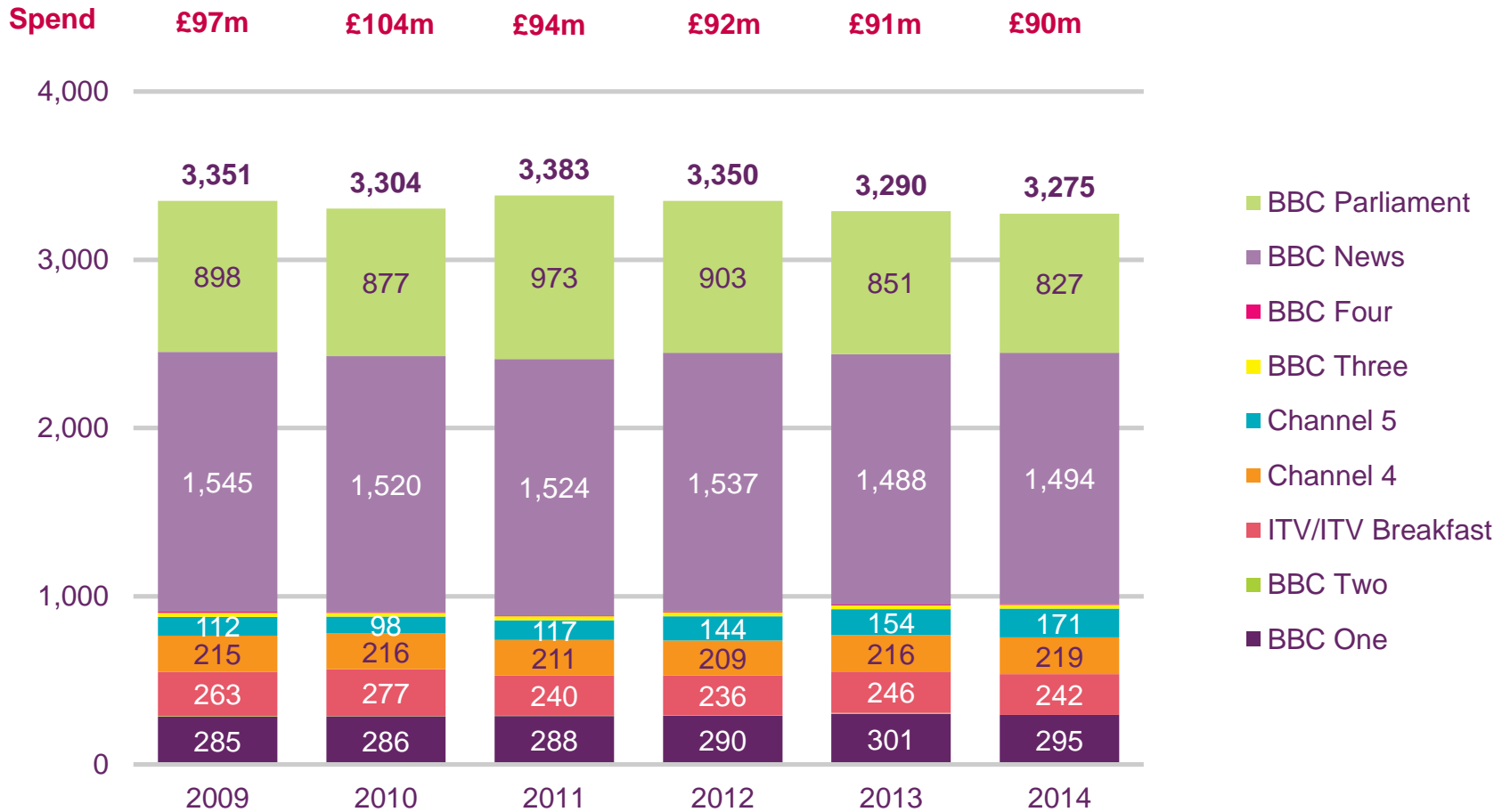


Source: Ofcom/broadcasters

Note: Figures are for first-run UK originated news content only (i.e. not including repeats). UK/national News refers to network news and excludes non-network news. Spend is given in 2014 prices. Output hours are based on slot times.



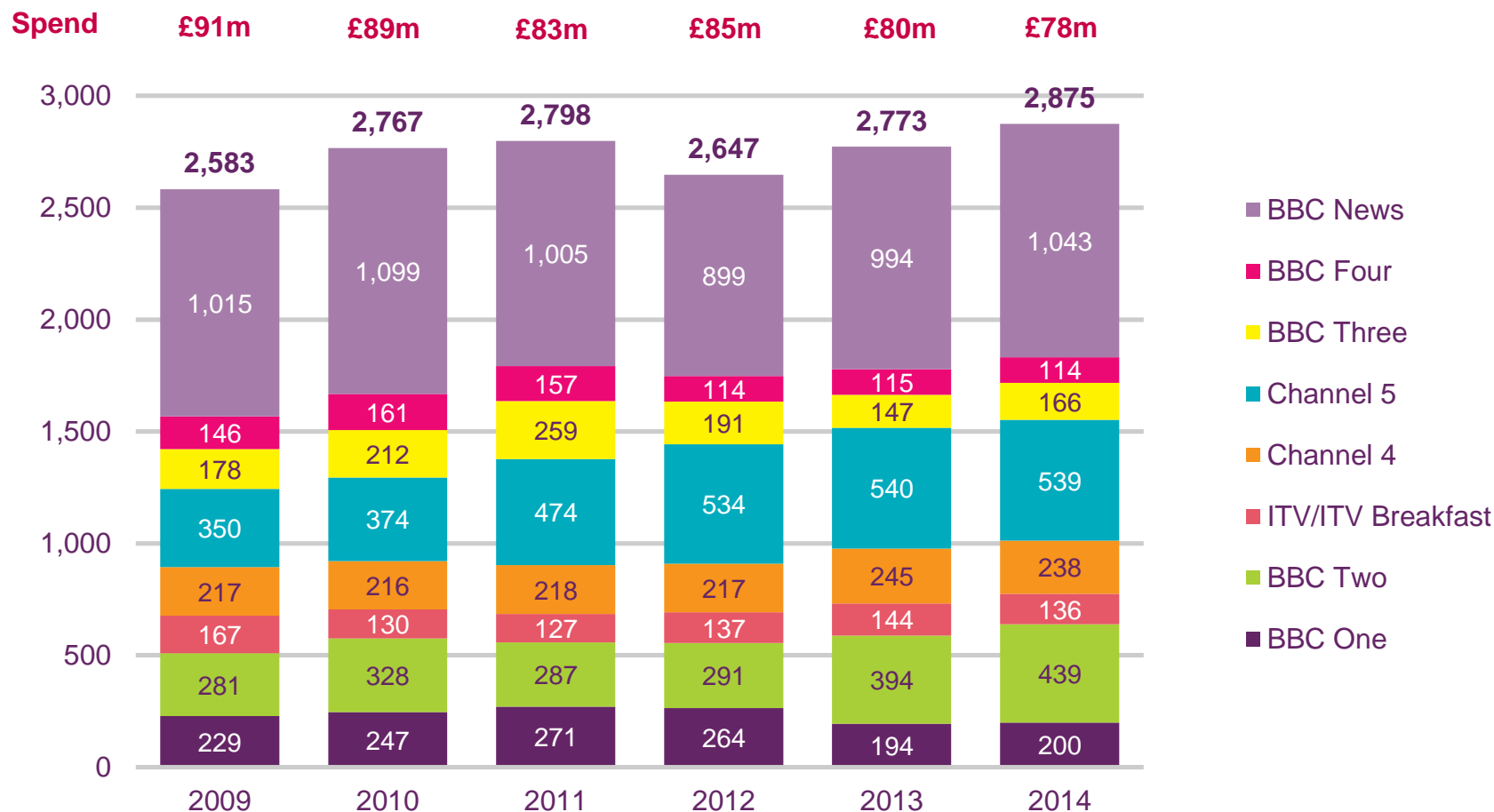
Fig 25 Volume of hours of UK/national news, peak time



Source: Ofcom/broadcasters

Note: Figures are for first-run UK originated news content only (i.e. not including repeats). UK/national News refers to network news and excludes non-network news. Spend is given in 2014 prices. Output hours are based on slot times.

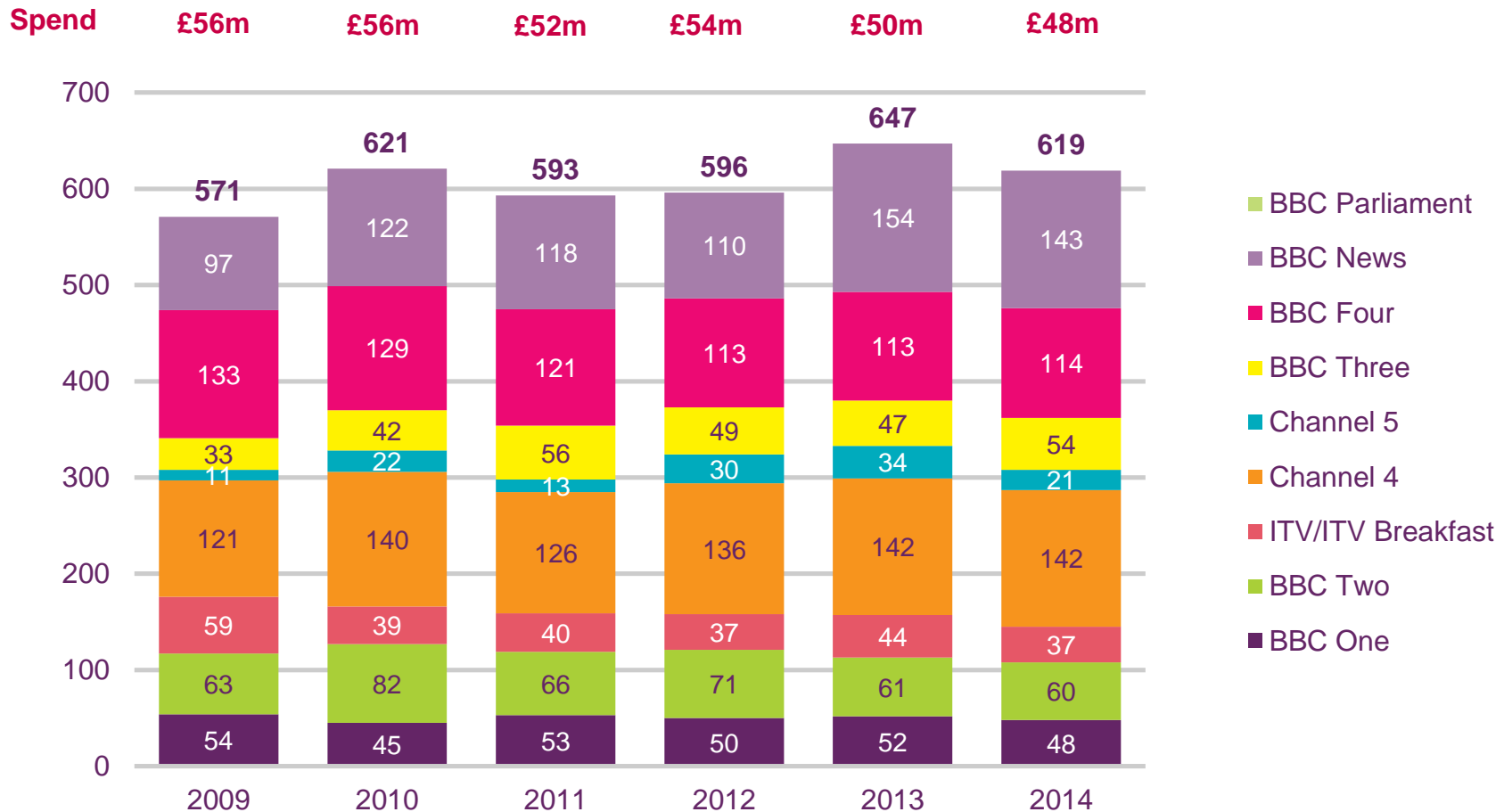
Fig 26 Volume of hours of current affairs, all day



Source: Ofcom/broadcasters

Note: Spend is given in 2014 prices. Output hours are based on slot times.

Fig 27 Volume of hours of current affairs, peak time

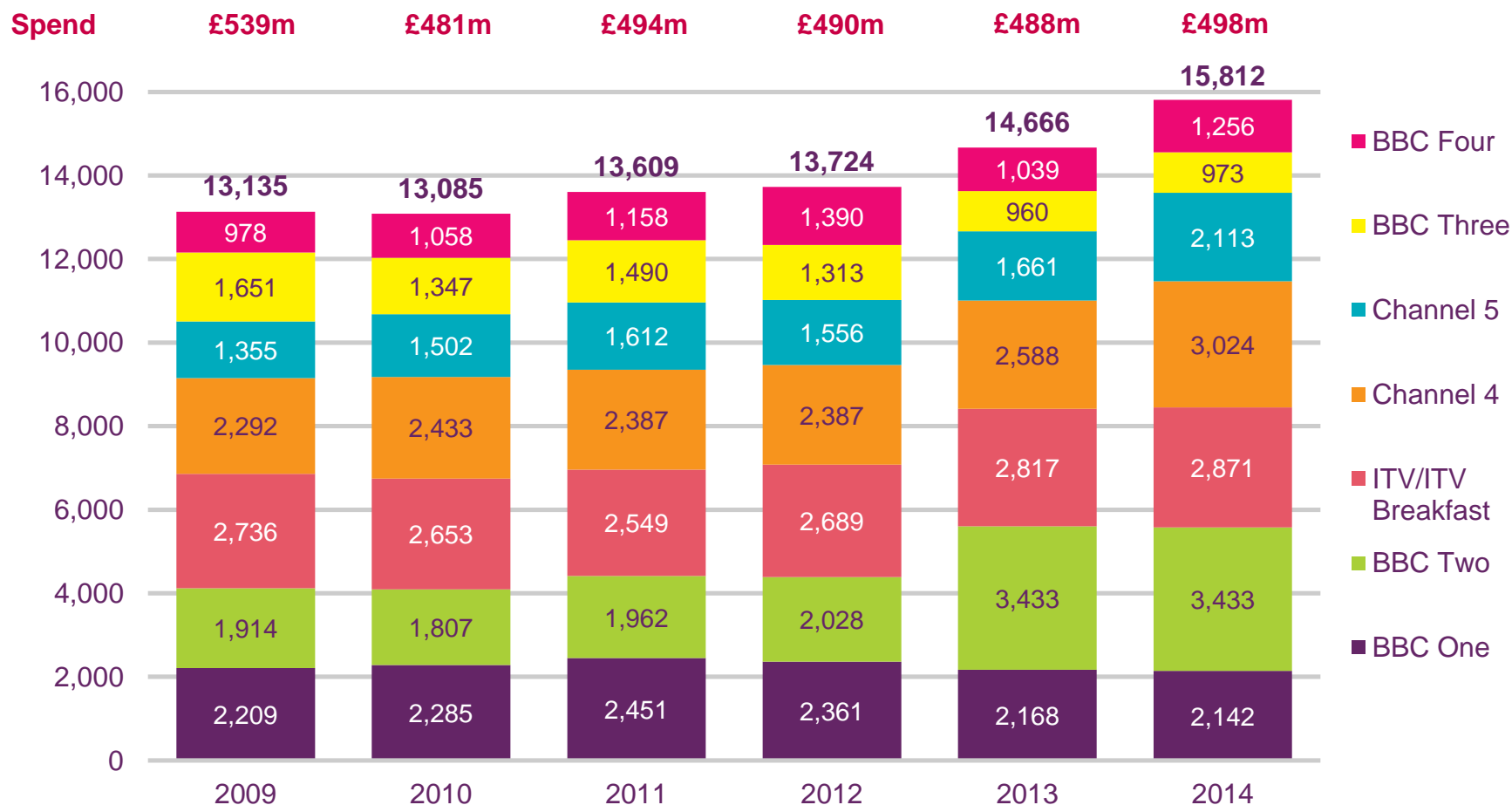


Source: Ofcom/broadcasters

Note: Spend is given in 2014 prices. Output hours are based on slot times.



Fig 28 Factual output, all day

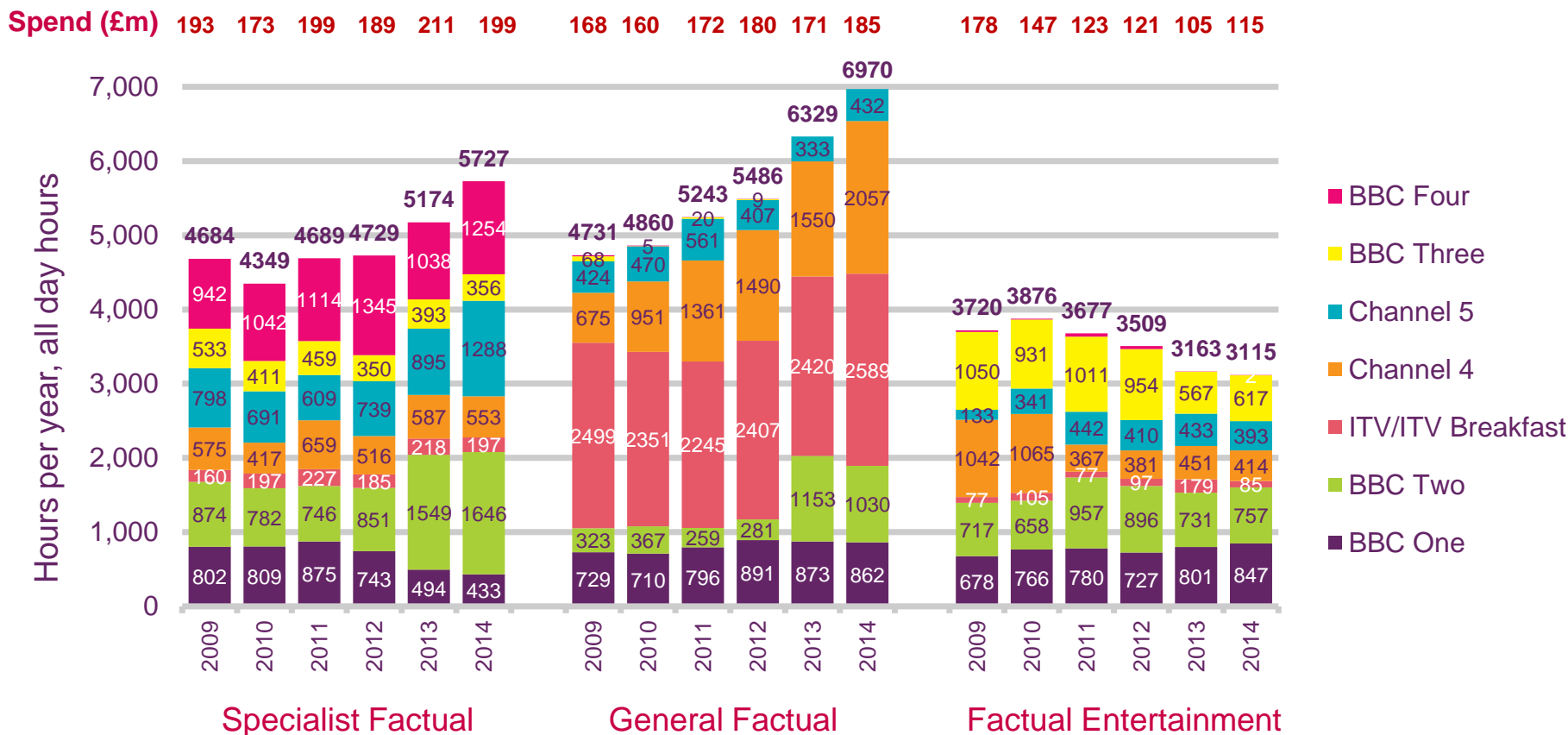


Source: Ofcom/broadcasters

Note: Spend is given in 2014 prices. Output hours are based on slot times.



Fig 29 Factual output, by sub-genre

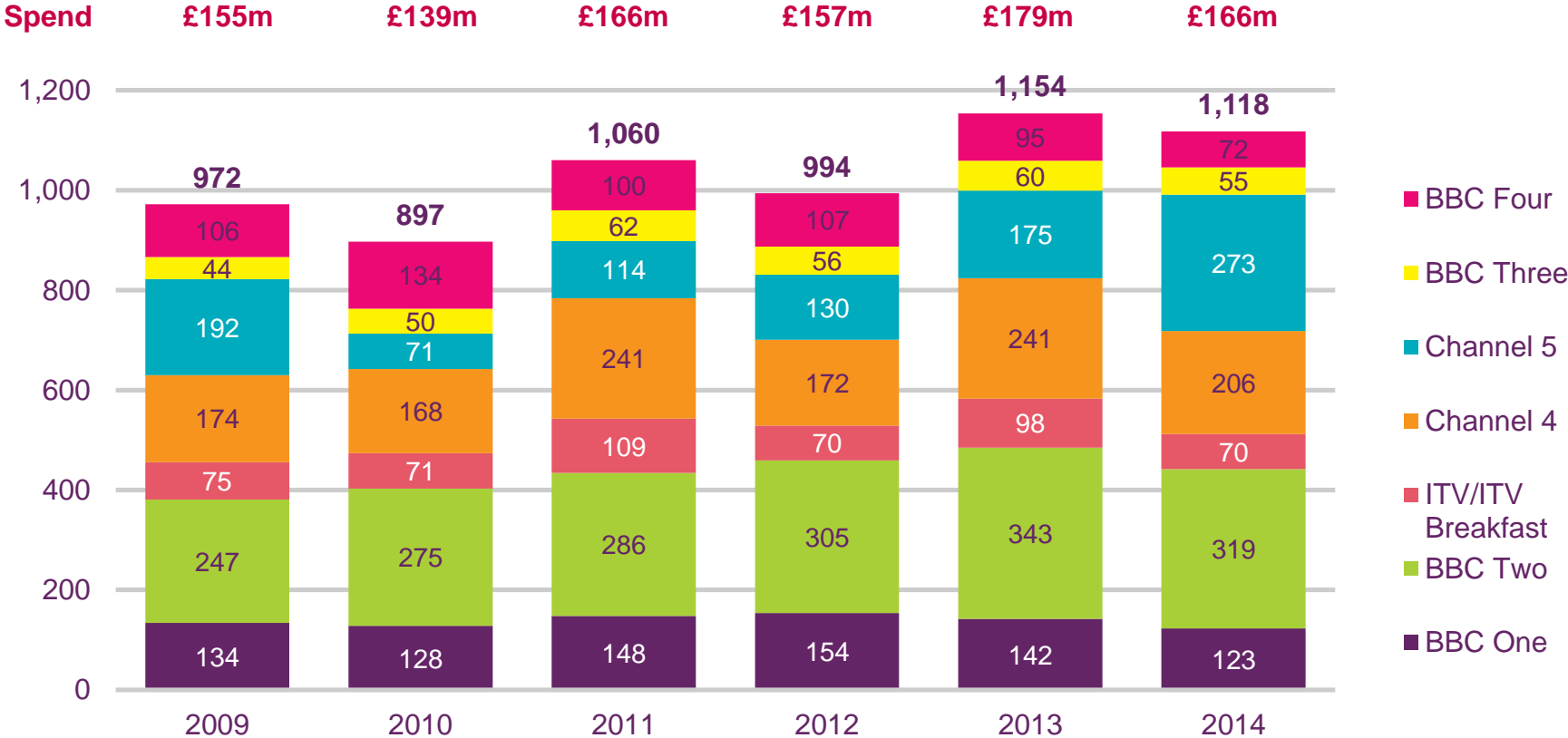


Source: Ofcom/broadcasters

Note: Spend is given in 2014 prices. Output hours are based on slot times.

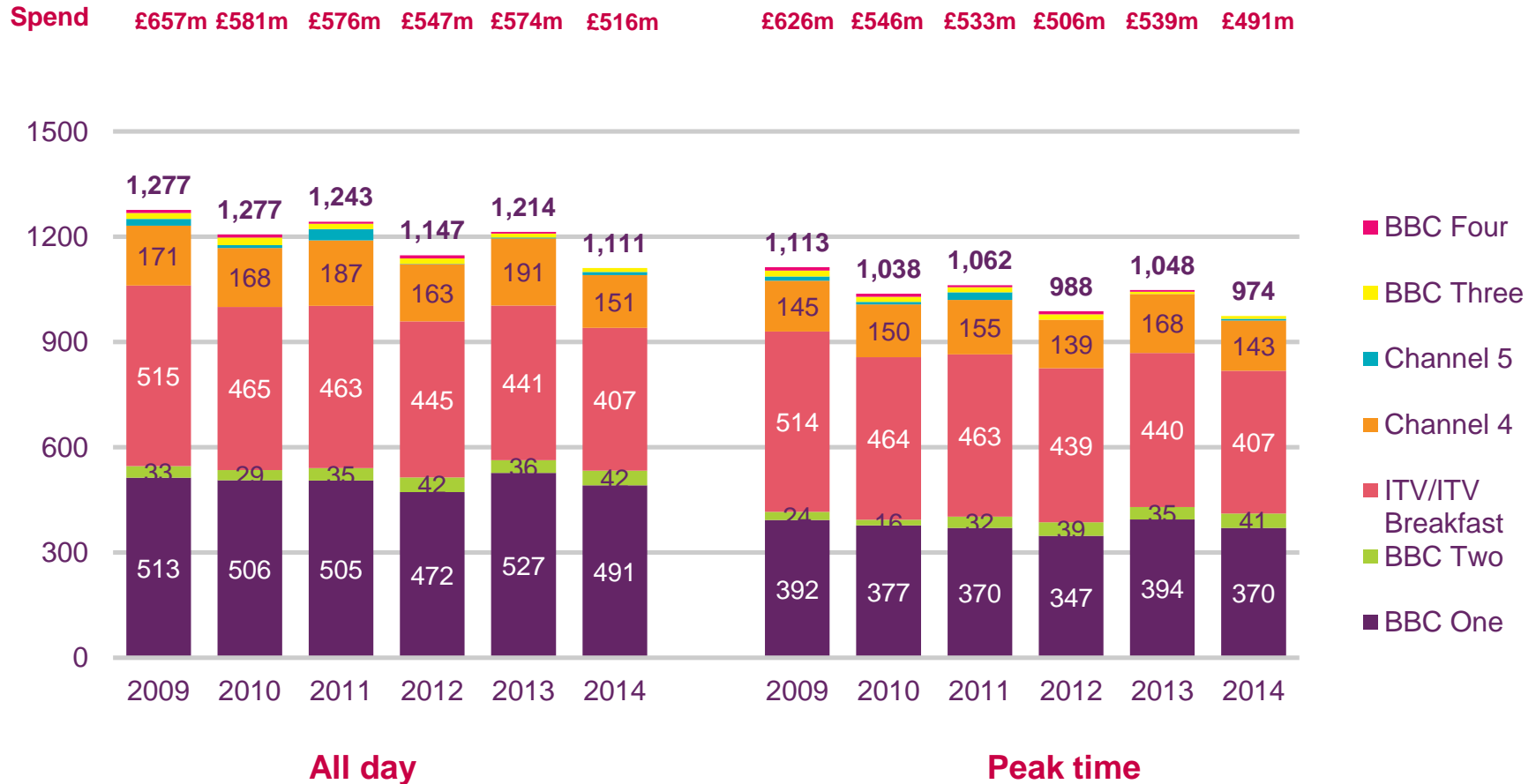


Fig 30 First-run UK originated specialist factual output, peak time



Source: Ofcom/broadcasters
 Note: Spend is given in 2013 prices. Output hours are based on slot times.

Fig 31 All day and peak time first-run UK originated drama and soaps output

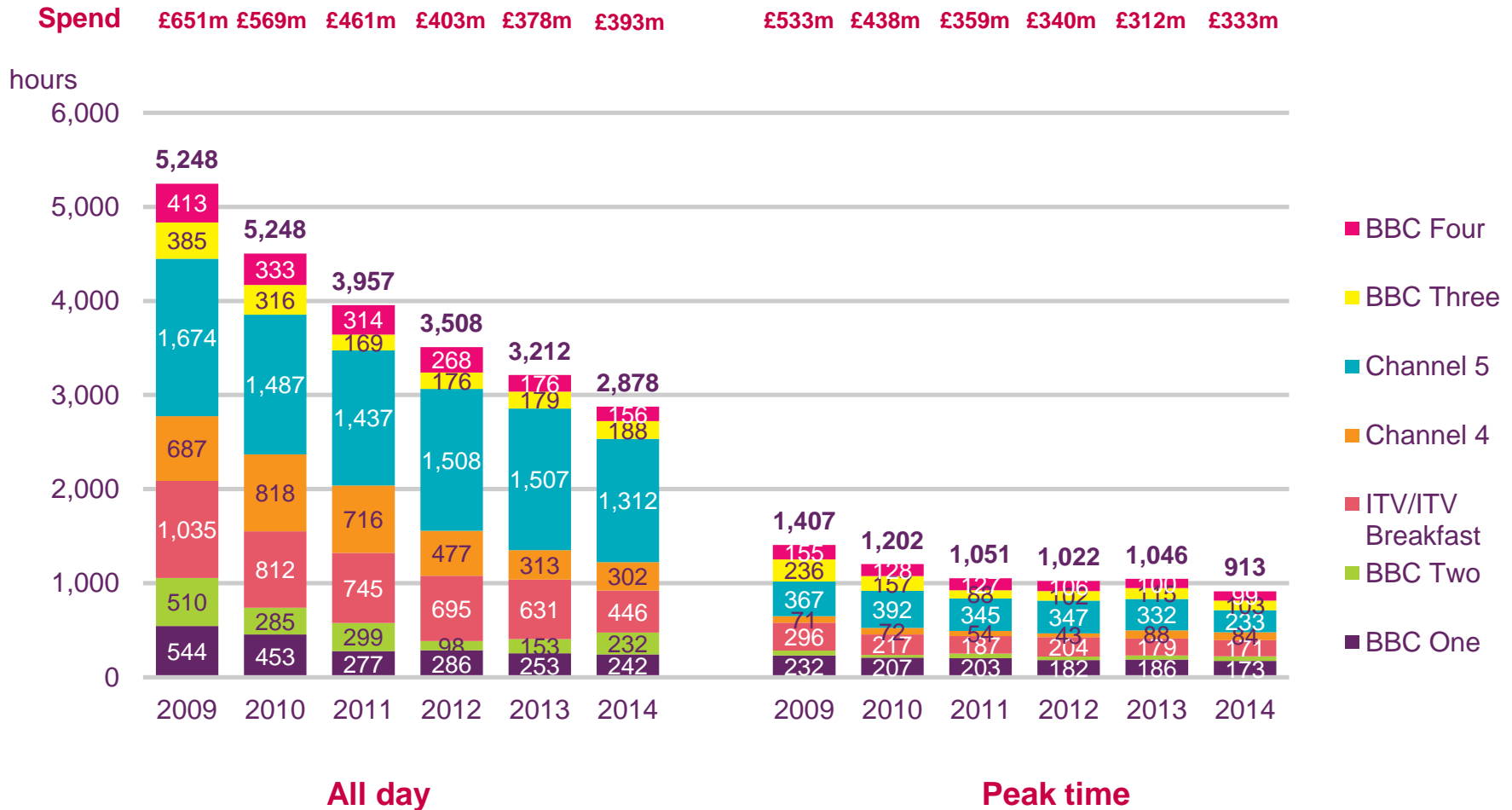


Source: Ofcom/broadcasters

Note: Spend is given in 2014 prices. Output hours are based on slot times.



Fig 32 All day and peak time total drama output

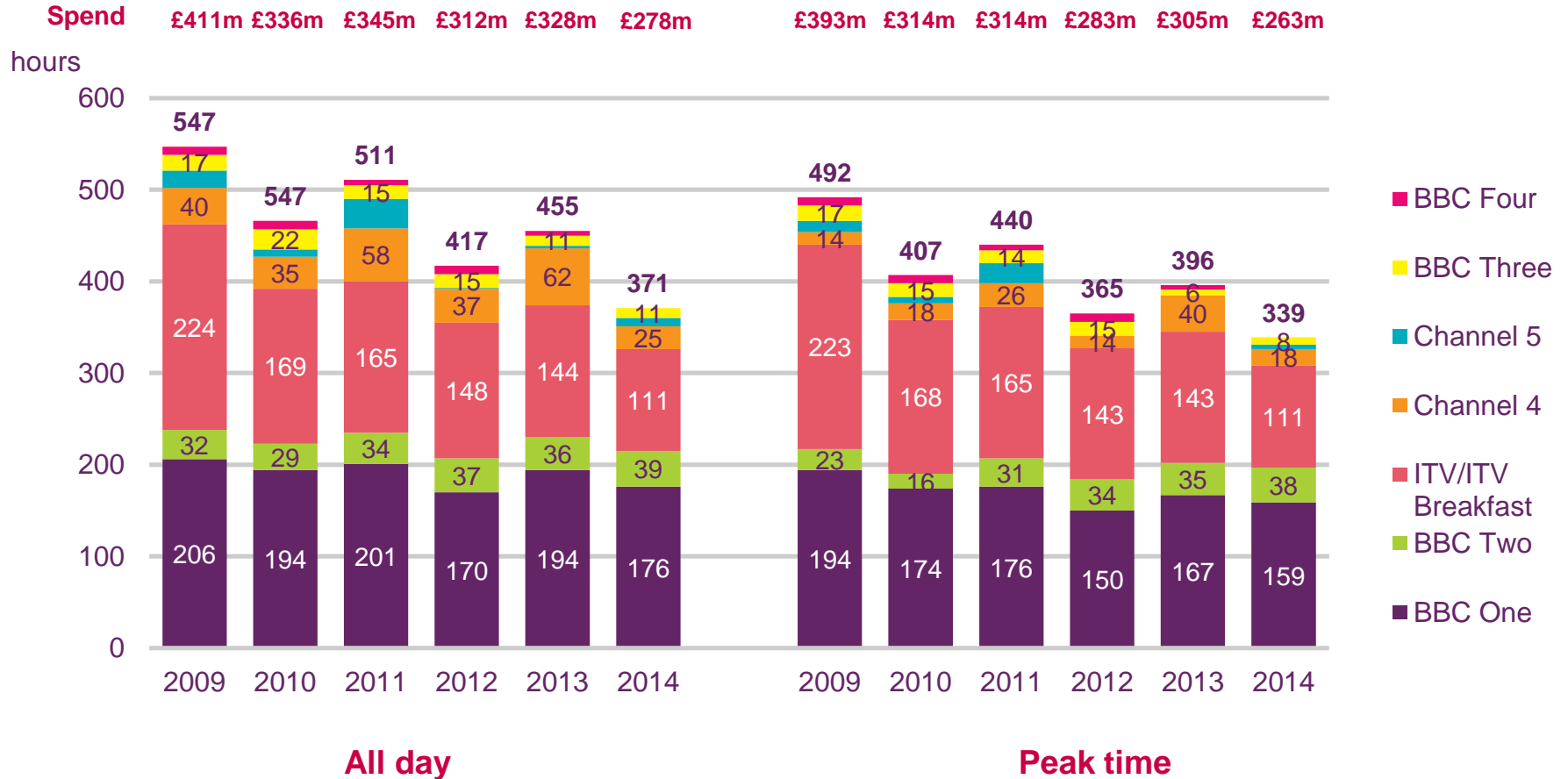


Source: Ofcom/broadcasters

Note: Spend is given in 2014 prices. Doesn't include a small contribution made by CBBC between 2011-2013.

Output hours are based on slot times.

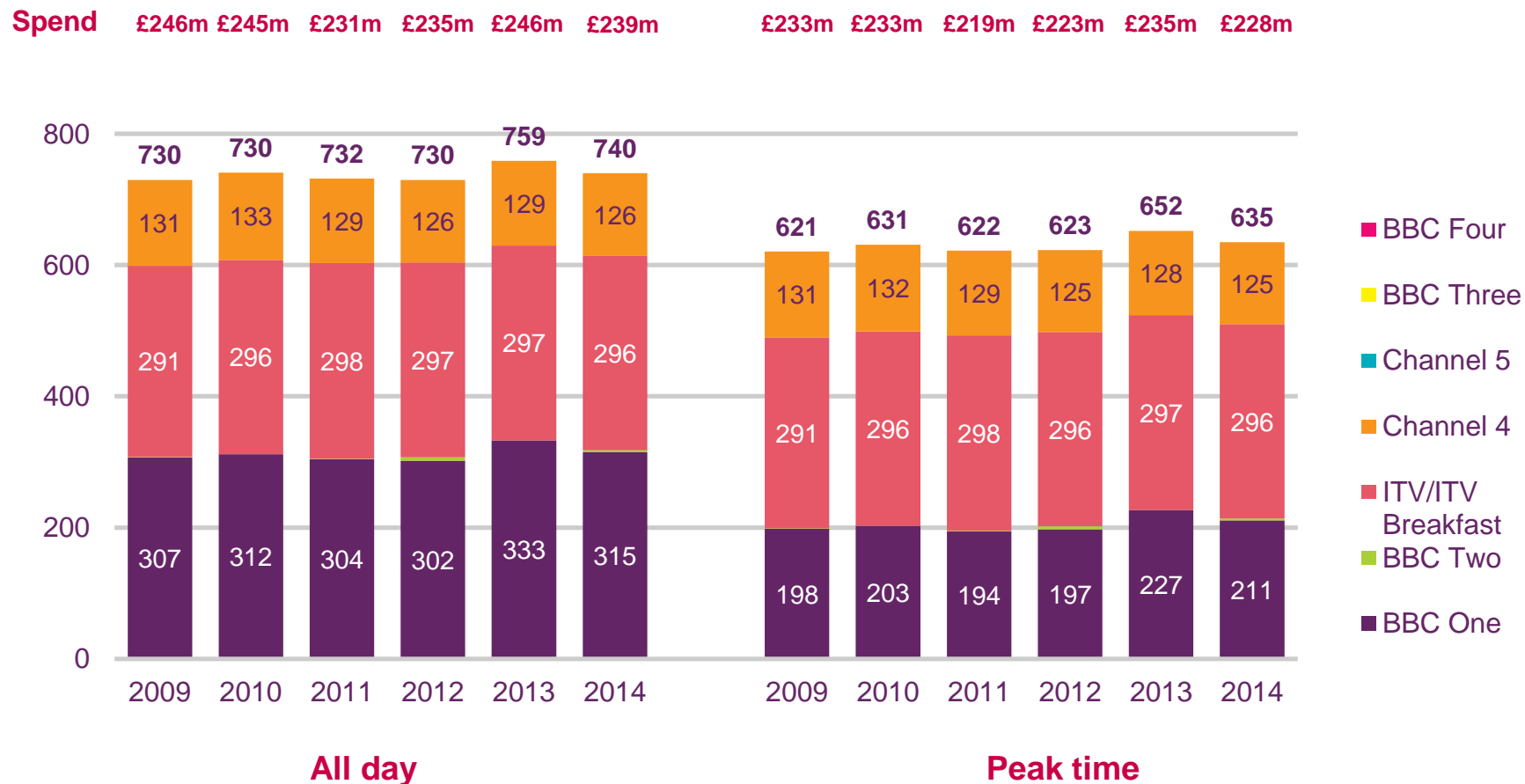
Fig 33 All day and peak time first-run UK originated drama output



Source: Ofcom/broadcasters

Note: Spend is given in 2014 prices. Output hours are based on slot times.

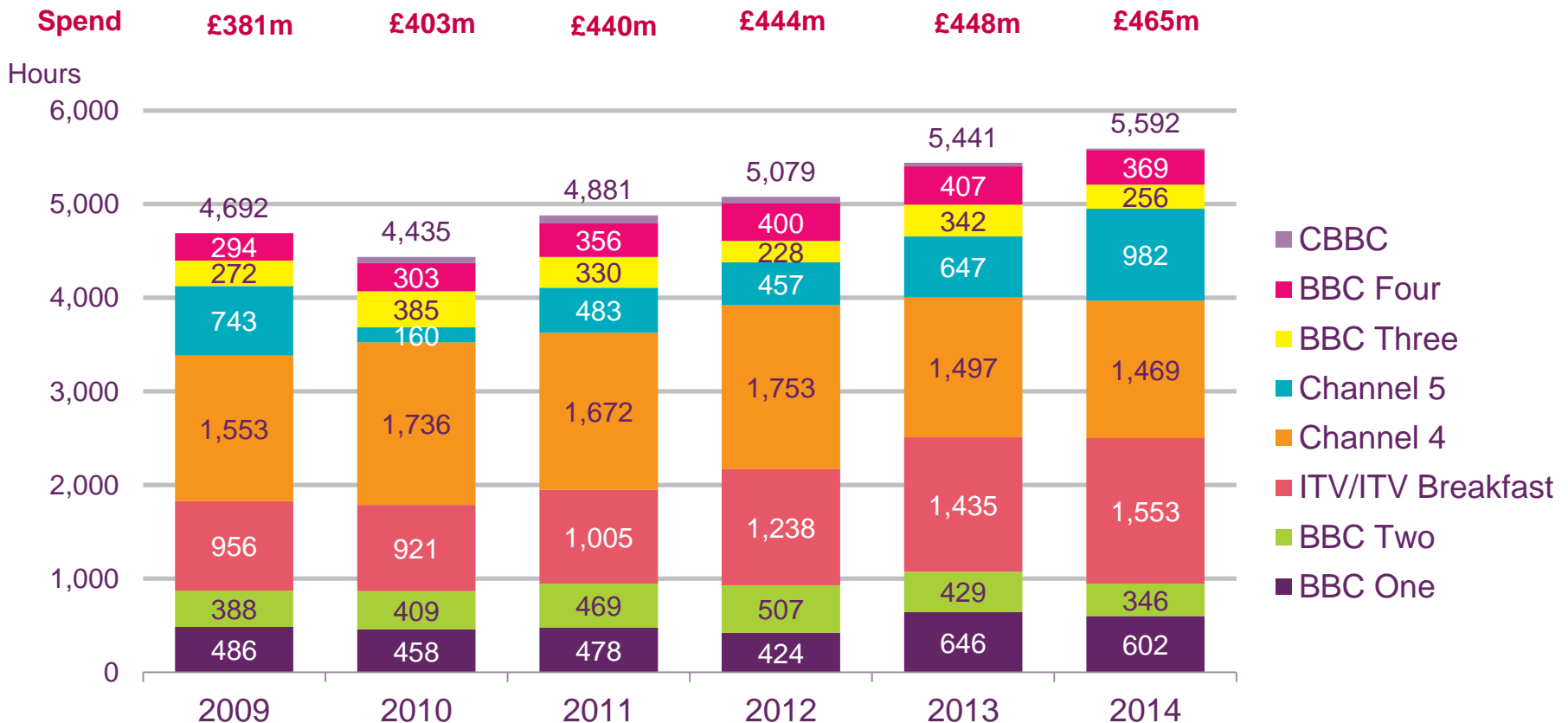
Fig 34 All day and peak time first-run UK originated soaps



Source: Ofcom/broadcasters

Note: Spend is given in 2014 prices. Output hours are based on slot times.

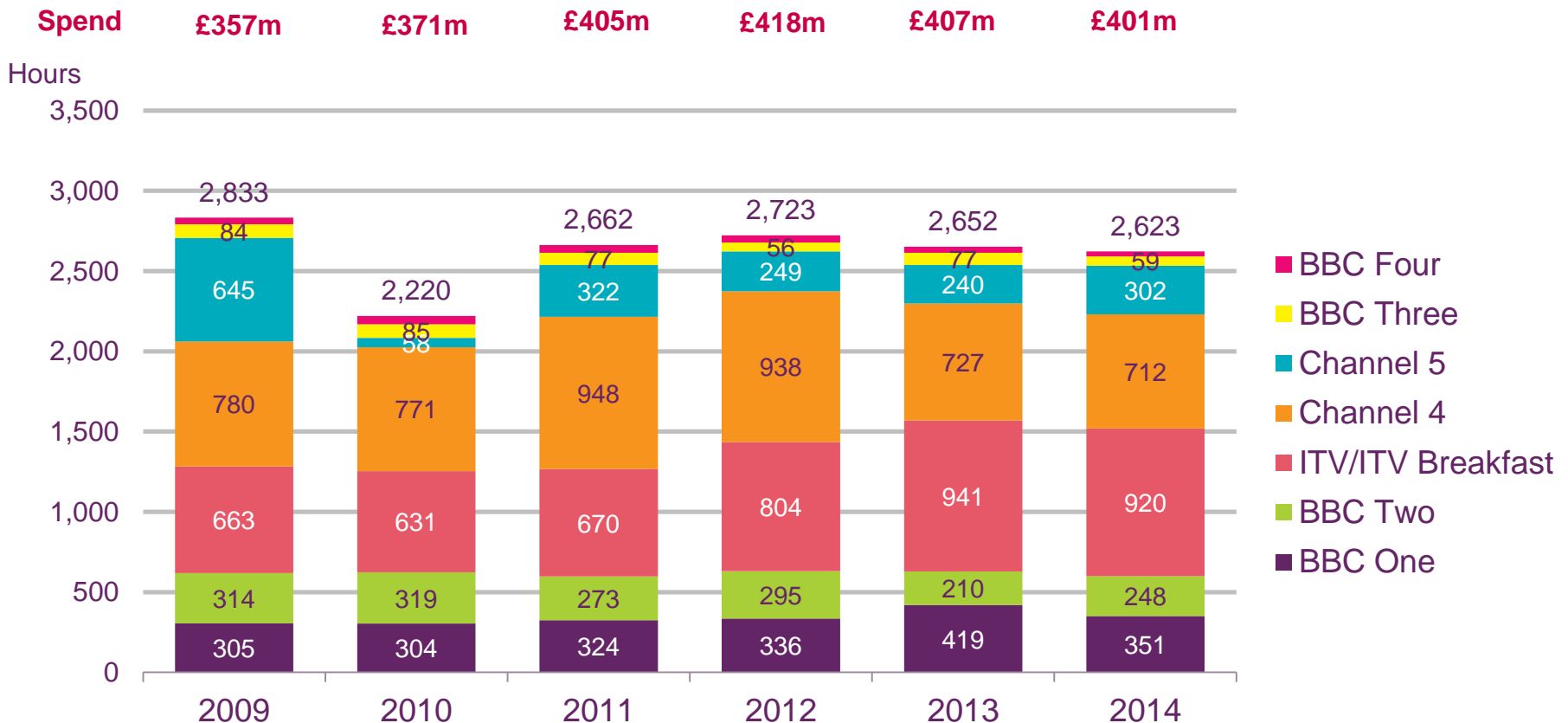
Fig 35 Entertainment output: all time



Source: Ofcom/broadcasters

Note: Spend is given in 2013 prices. Output hours are based on slot times. This chart was added on July 30 2015.

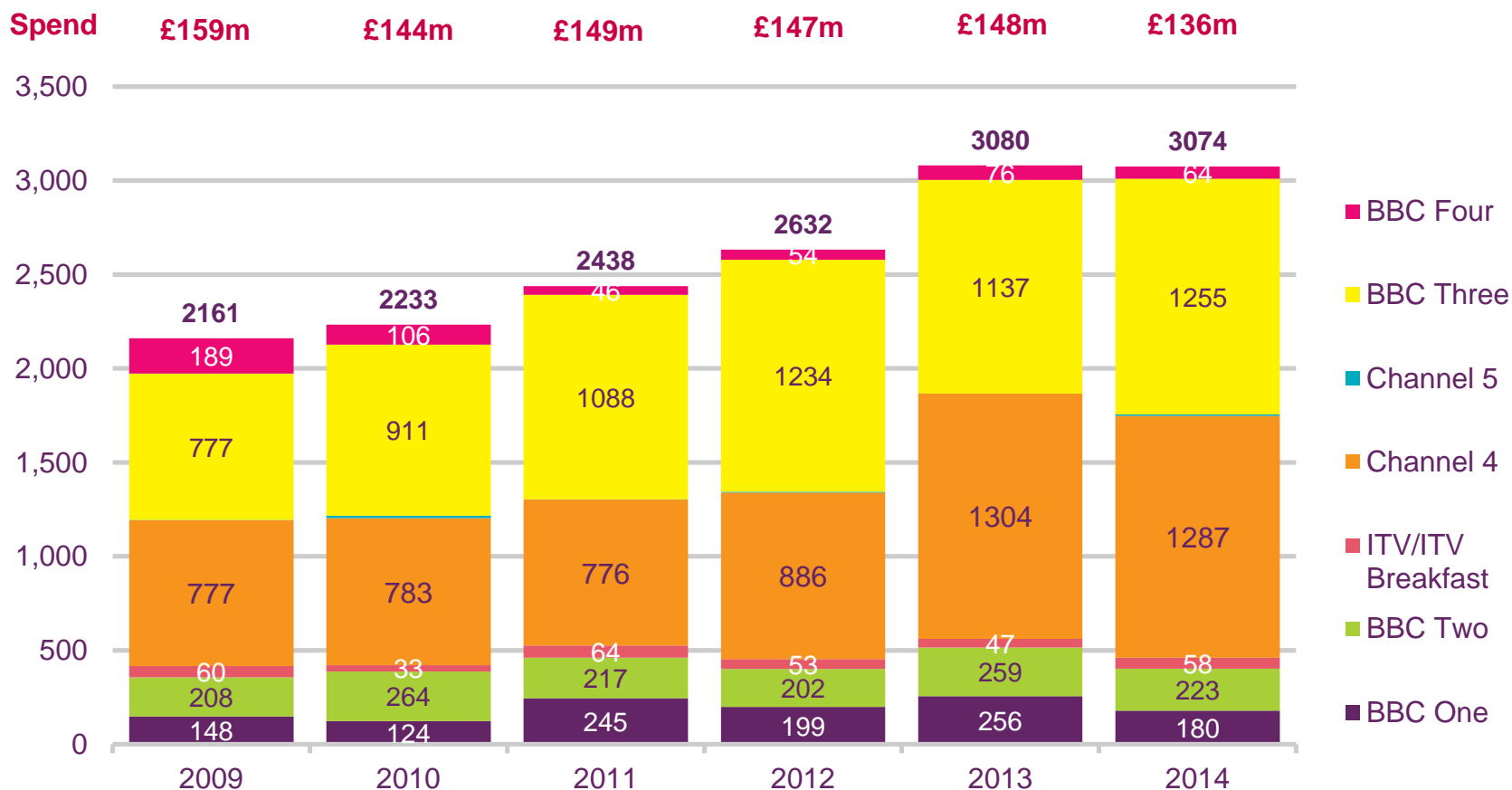
Fig 36 Entertainment output: first-run UK originated output



Source: Ofcom/broadcasters

Note: Spend is given in 2014 prices. Output hours are based on slot times. Figures contain the contemporary music output outlined in Figure 39. This chart was added on July 30 2015.

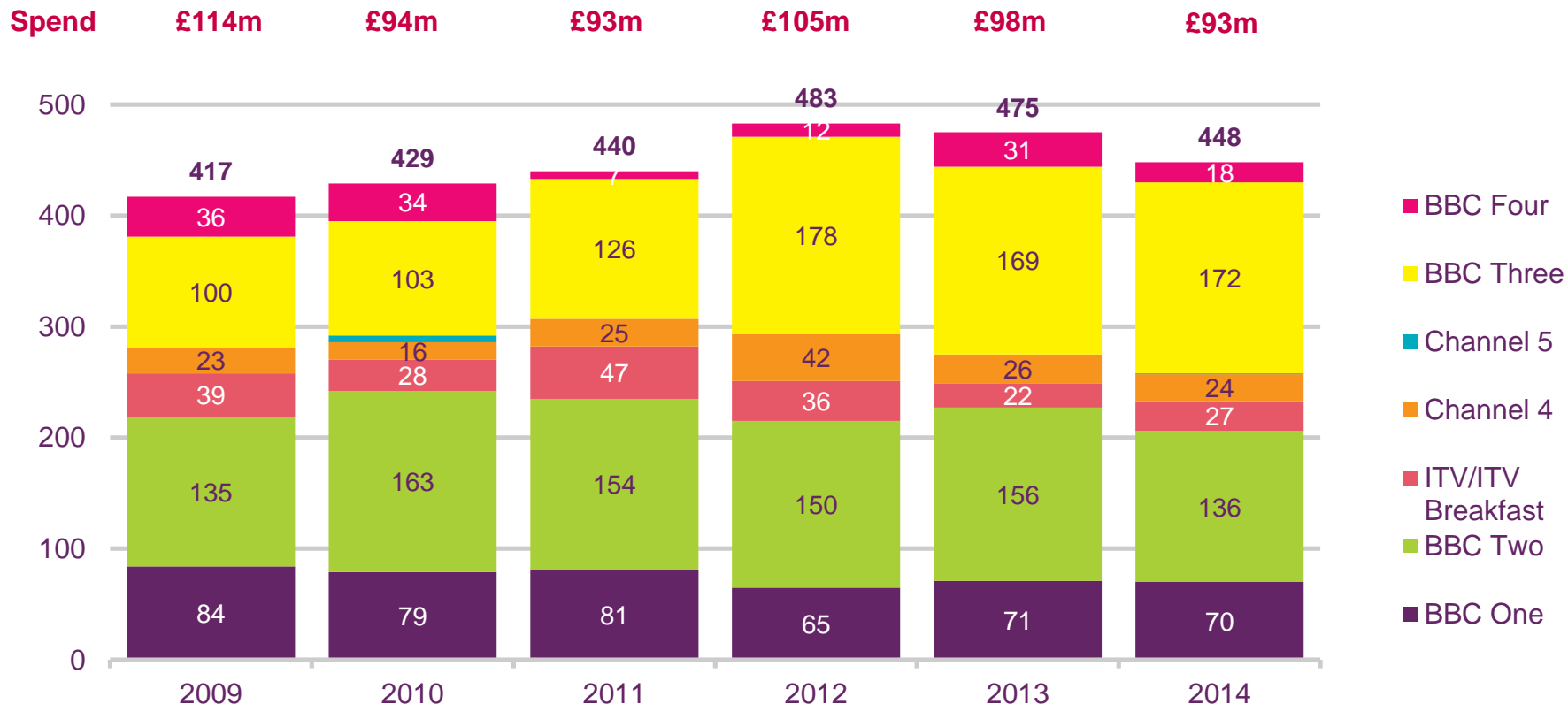
Fig 37 Comedy output: all time



Source: Ofcom/broadcasters

Note: Spend is given in 2014 prices. Output hours are based on slot times. Figures don't include a small contribution made by CBBC in 2013 and 2014.

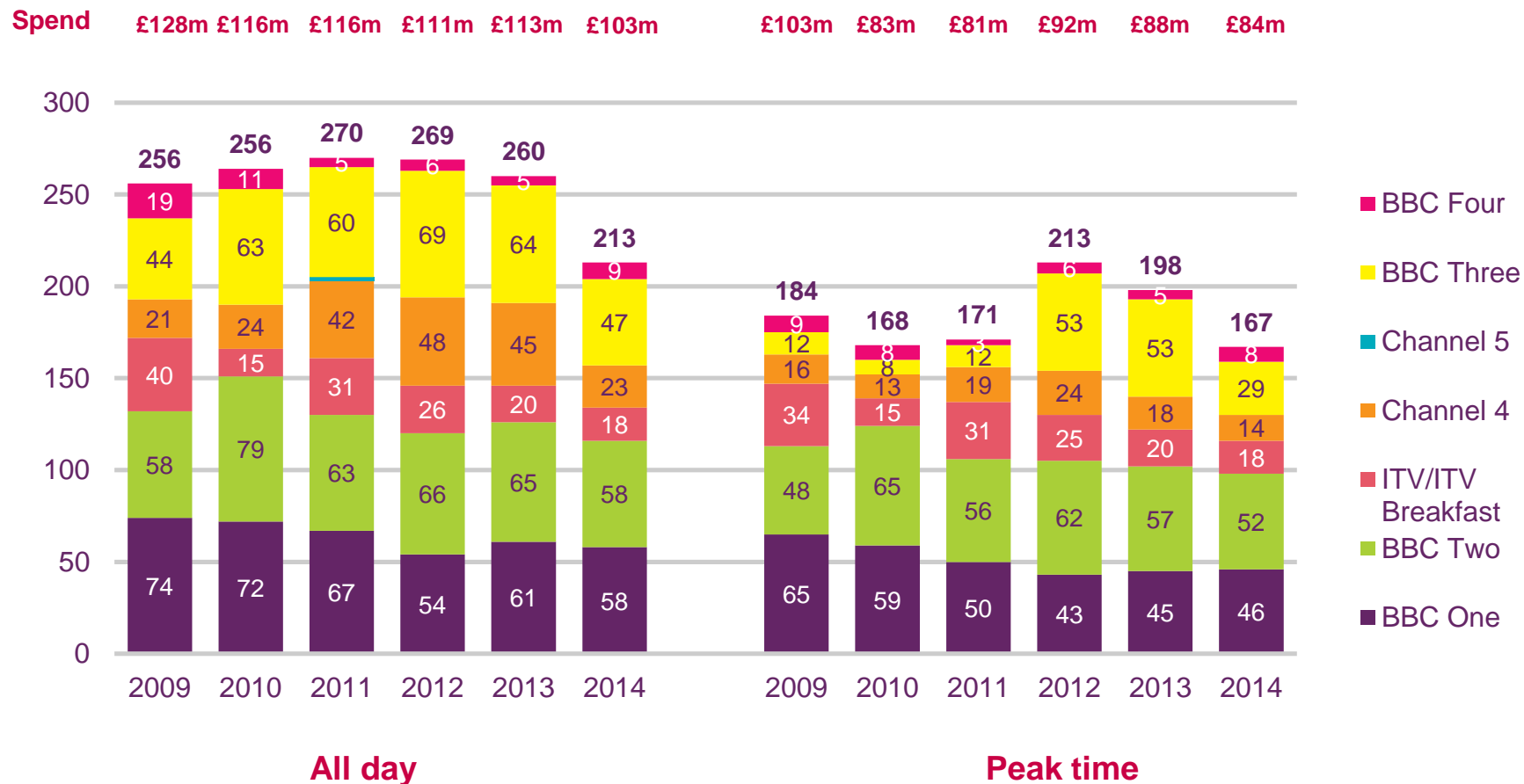
Fig 38 Comedy output: peak time



Source: Ofcom/broadcasters

Note: Spend is given in 2014 prices. Output hours are based on slot times.

Fig 39 All day and peak time first-run UK originated comedy



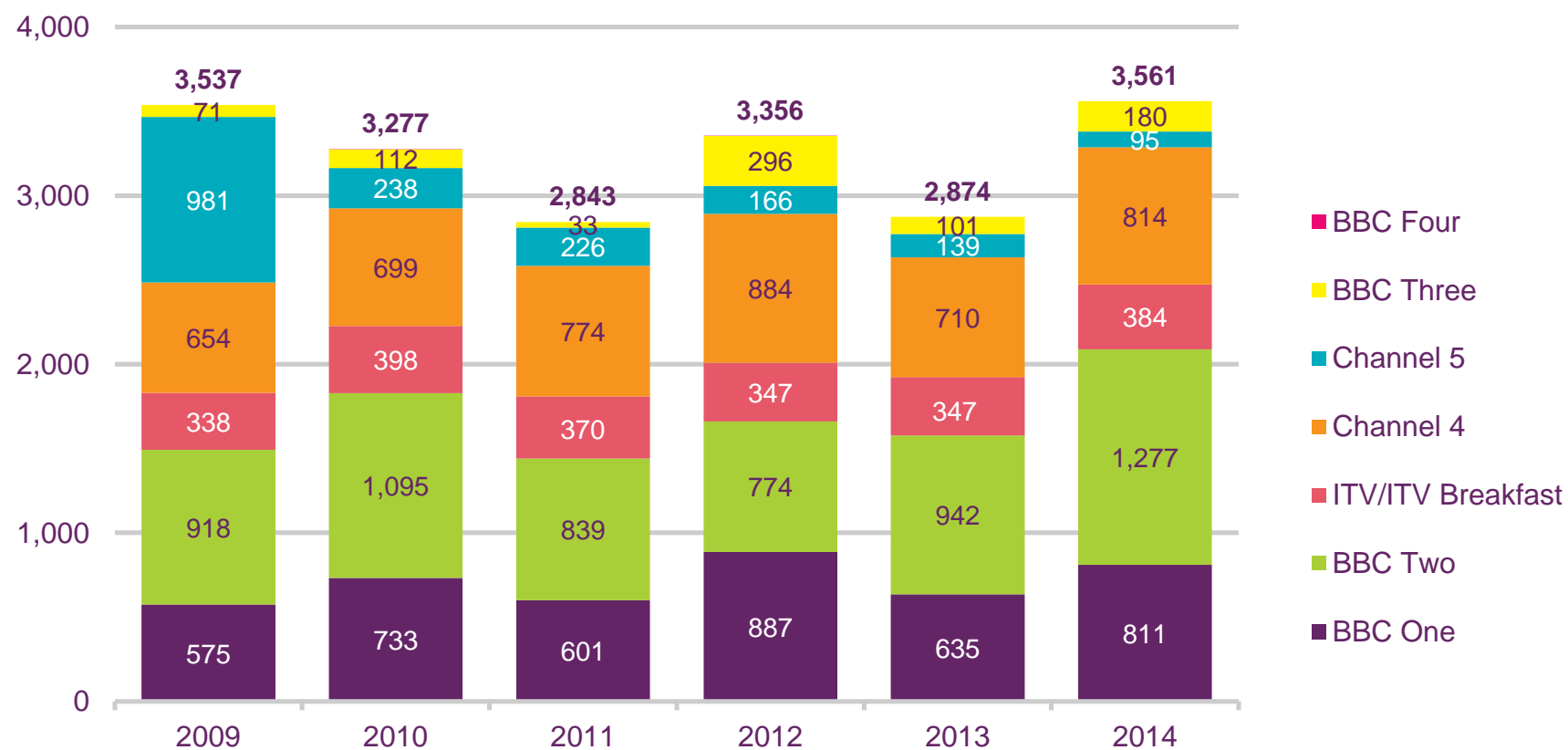
Source: Ofcom/broadcasters

Note: Spend is given in 2014 prices. Output hours are based on slot times.

Fig 40 Sport output hours: all day

Spend **£483m** **£667m** **£514m** **£586m** **£401m** **£547m**

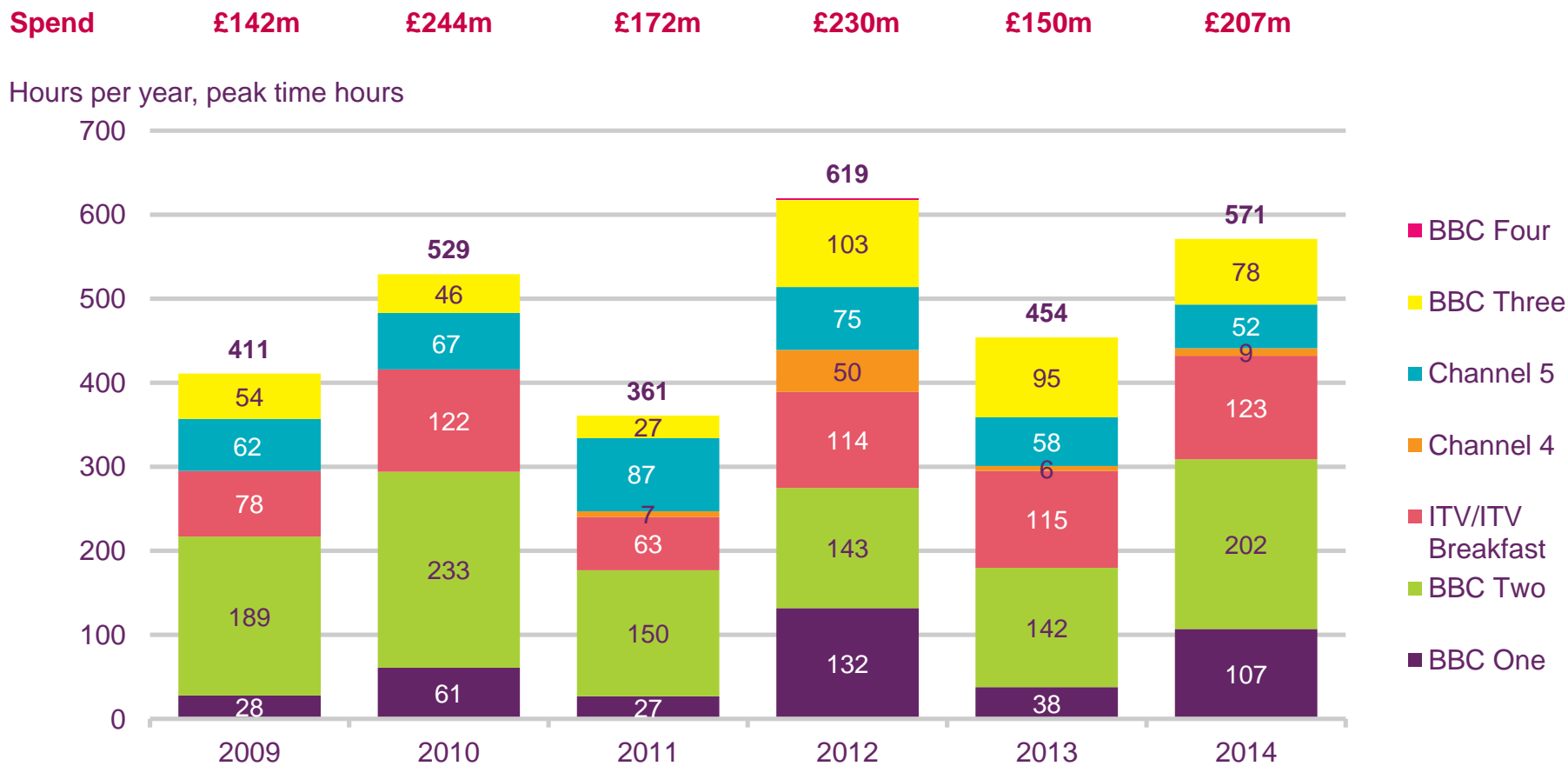
Hours per year, all day hours



Source: Ofcom/broadcasters

Note: Spend is given in 2014 prices. Output hours are based on slot times.

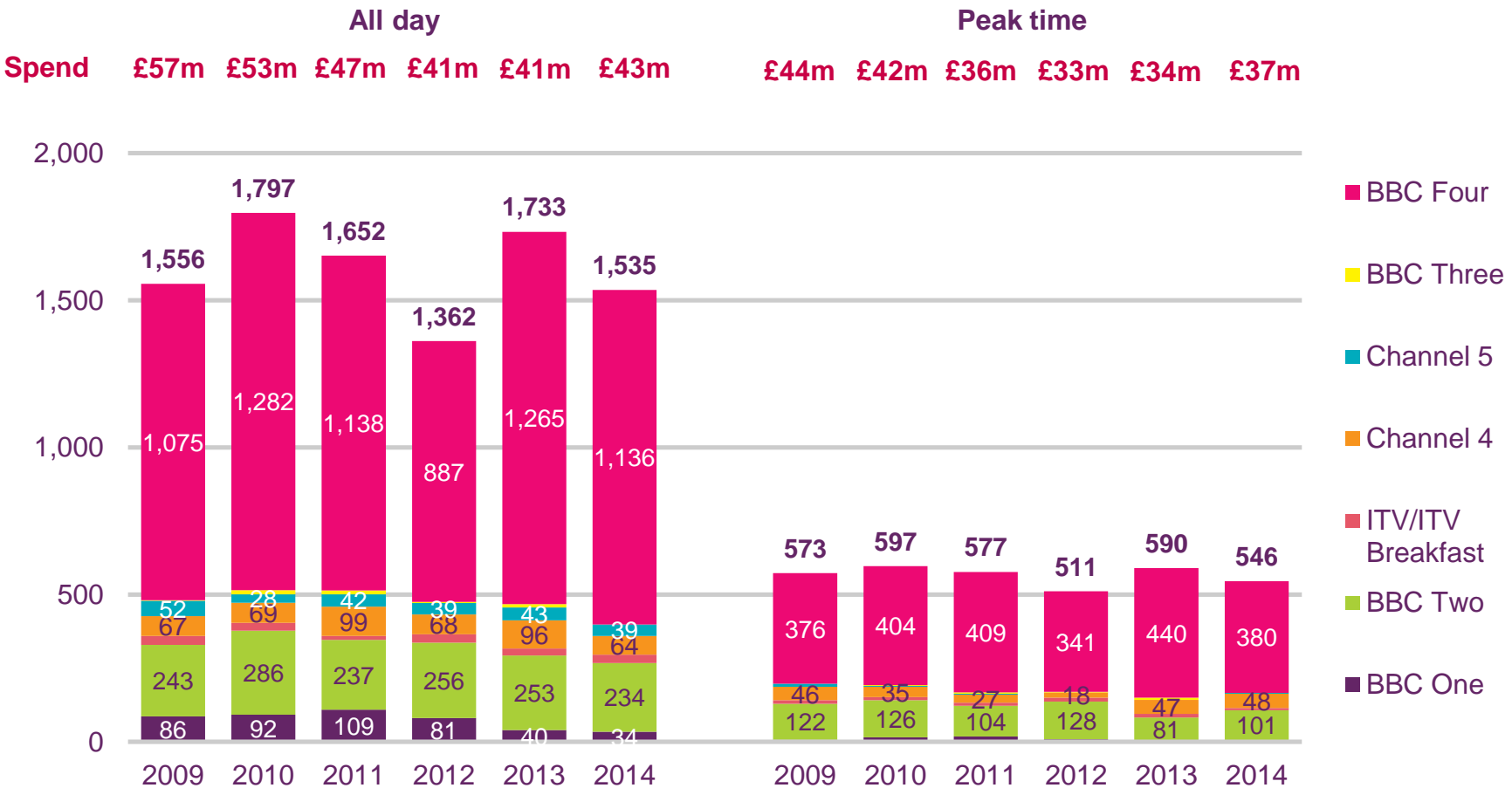
Fig 41 Sport output: peak-time hours



Source: Ofcom/broadcasters

Note: Spend is given in 2014 prices. Output hours are based on slot times.

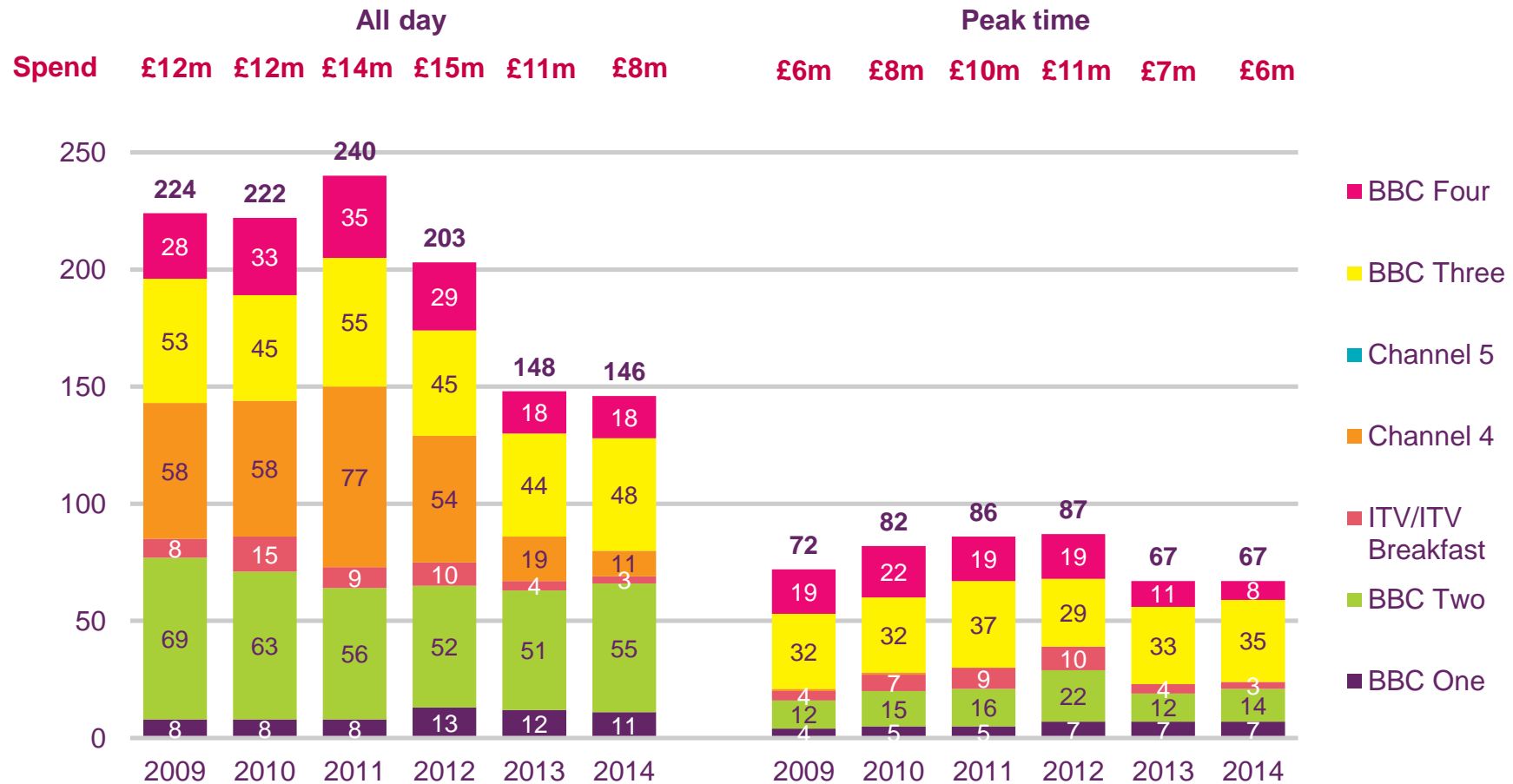
Fig 42 Arts and classical music output hours



Source: Ofcom/broadcasters

Note: Spend is given in 2013 prices. Output hours are based on slot times.

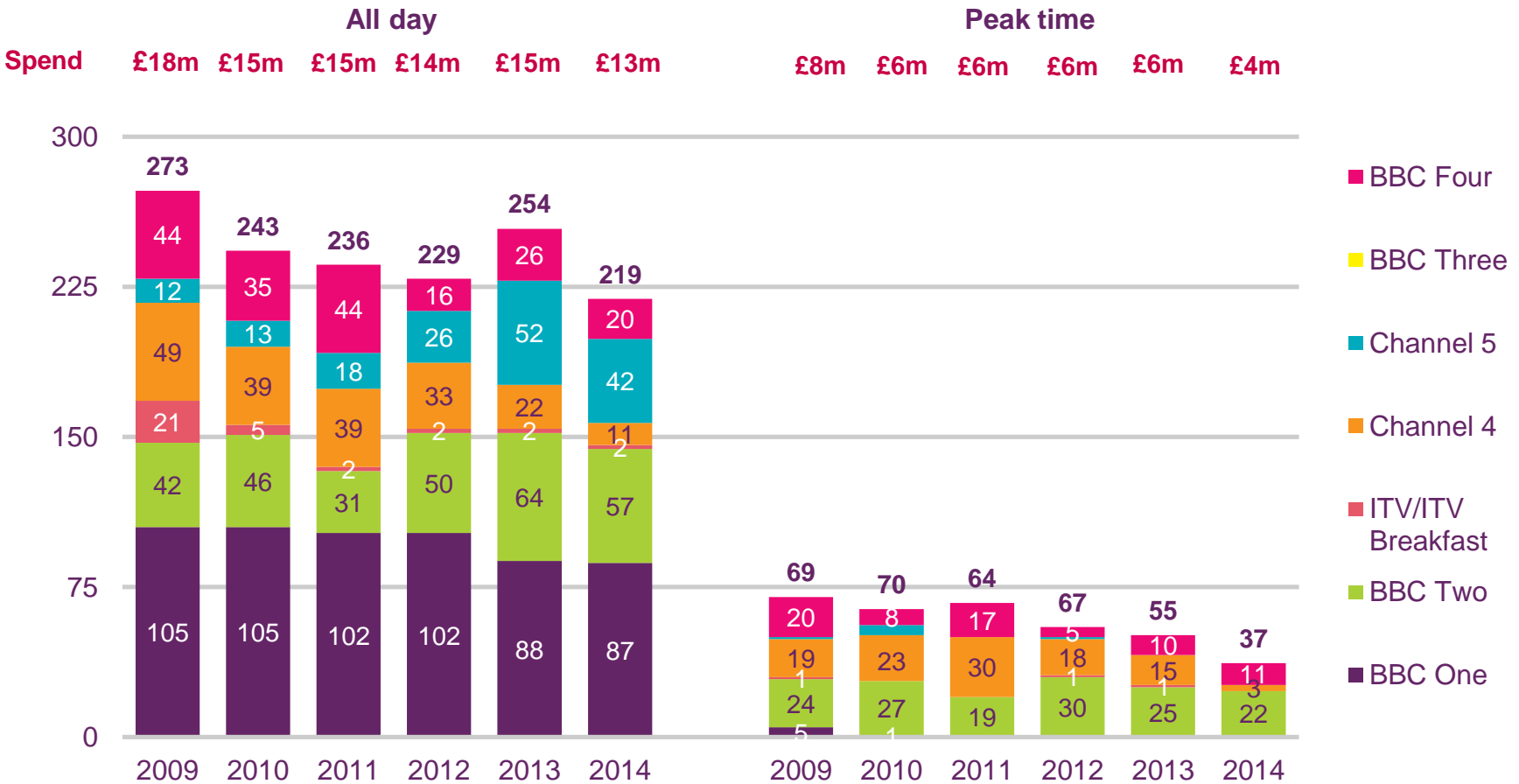
Fig 43 First-run UK originated contemporary music output hours



Source: Ofcom/broadcasters

Note: Spend is given in 2013 prices. Output hours are based on slot times.

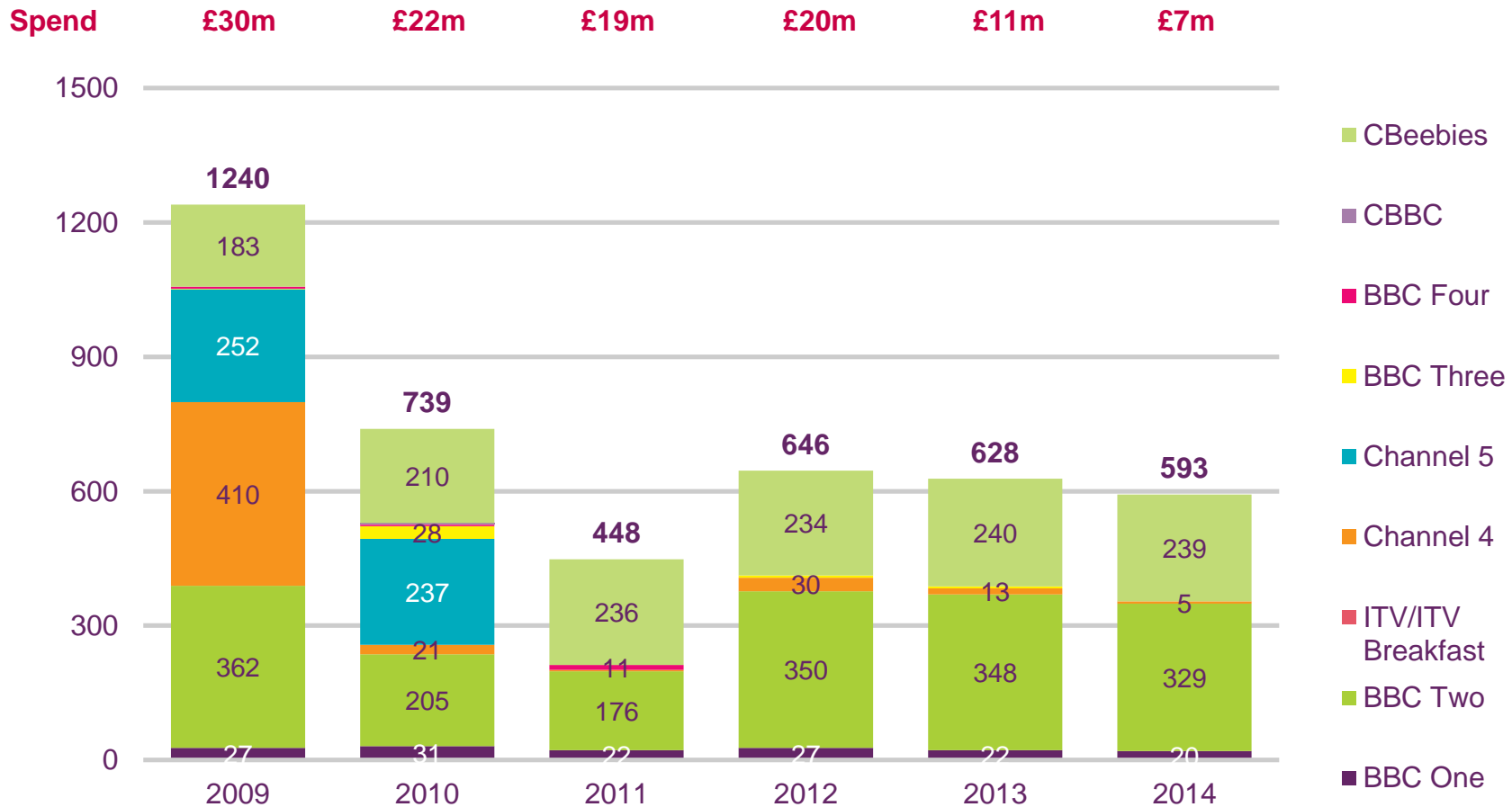
Fig 44 Religion/ethics programming output hours



Source: Ofcom/broadcasters

Note: Spend is given in 2014 prices. Output hours are based on slot times.

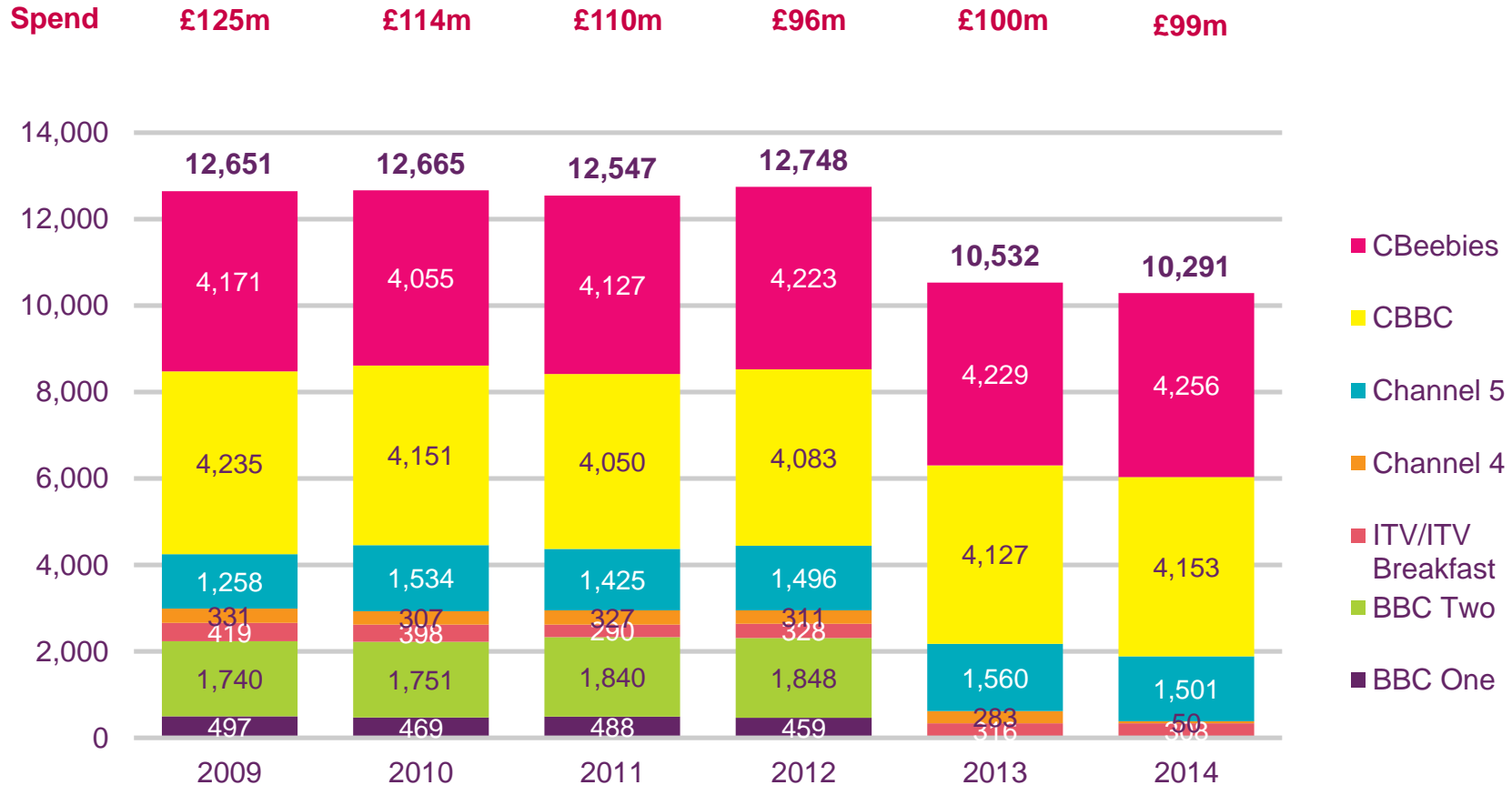
Fig 45 Formal education output hours



Source: Ofcom/broadcasters

Note: Formal Education programmes include Schools and the BBC Learning Zone. Other programmes from all broadcasters across a variety of genres include Learning Support materials. Spend is given in 2014 prices. Output hours are based on slot times.

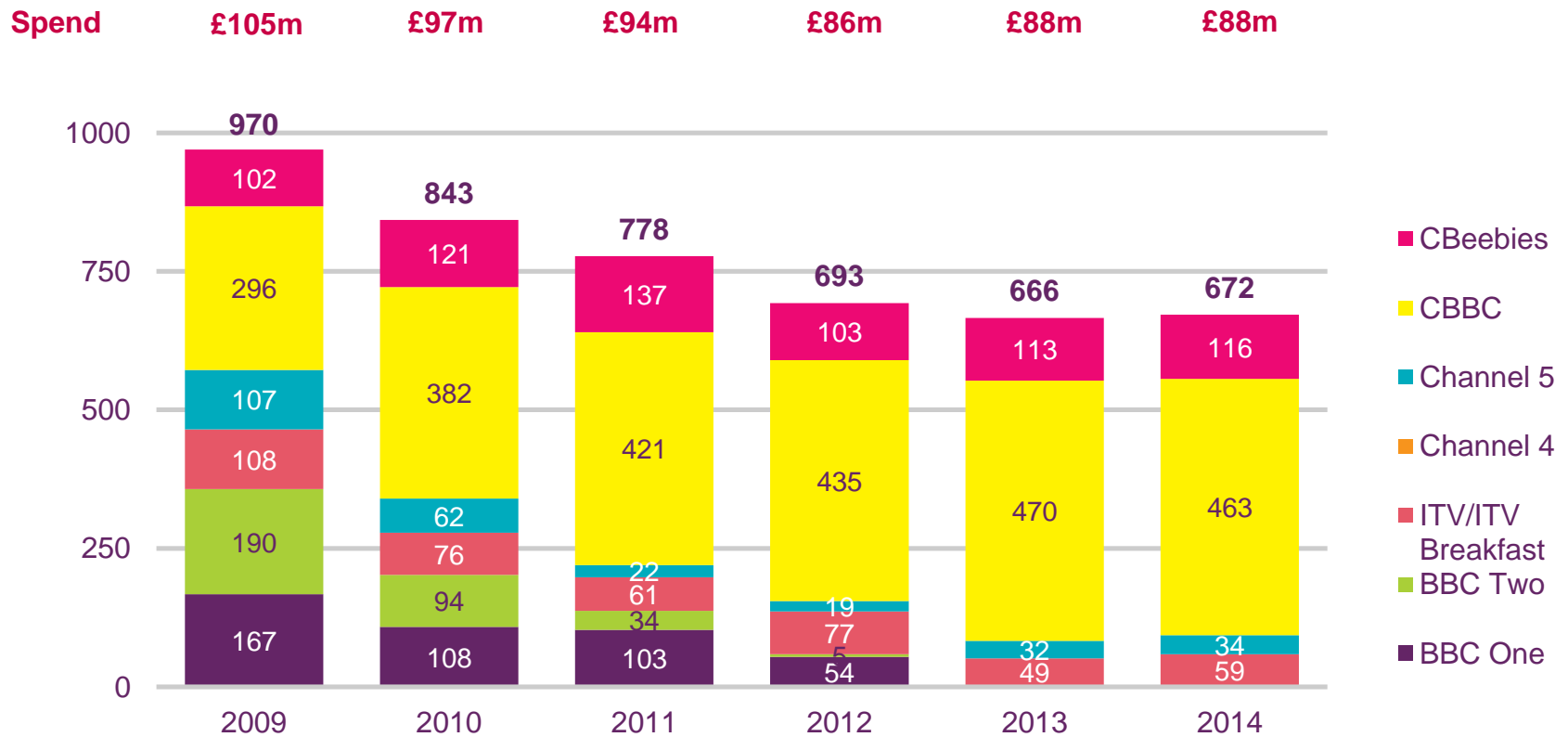
Fig 46 Children's PSB output hours per year



Source: Ofcom/broadcasters

Note: Spend is given in 2014 prices. Output and spend on the CITV channel is excluded. Output hours are based on slot times.

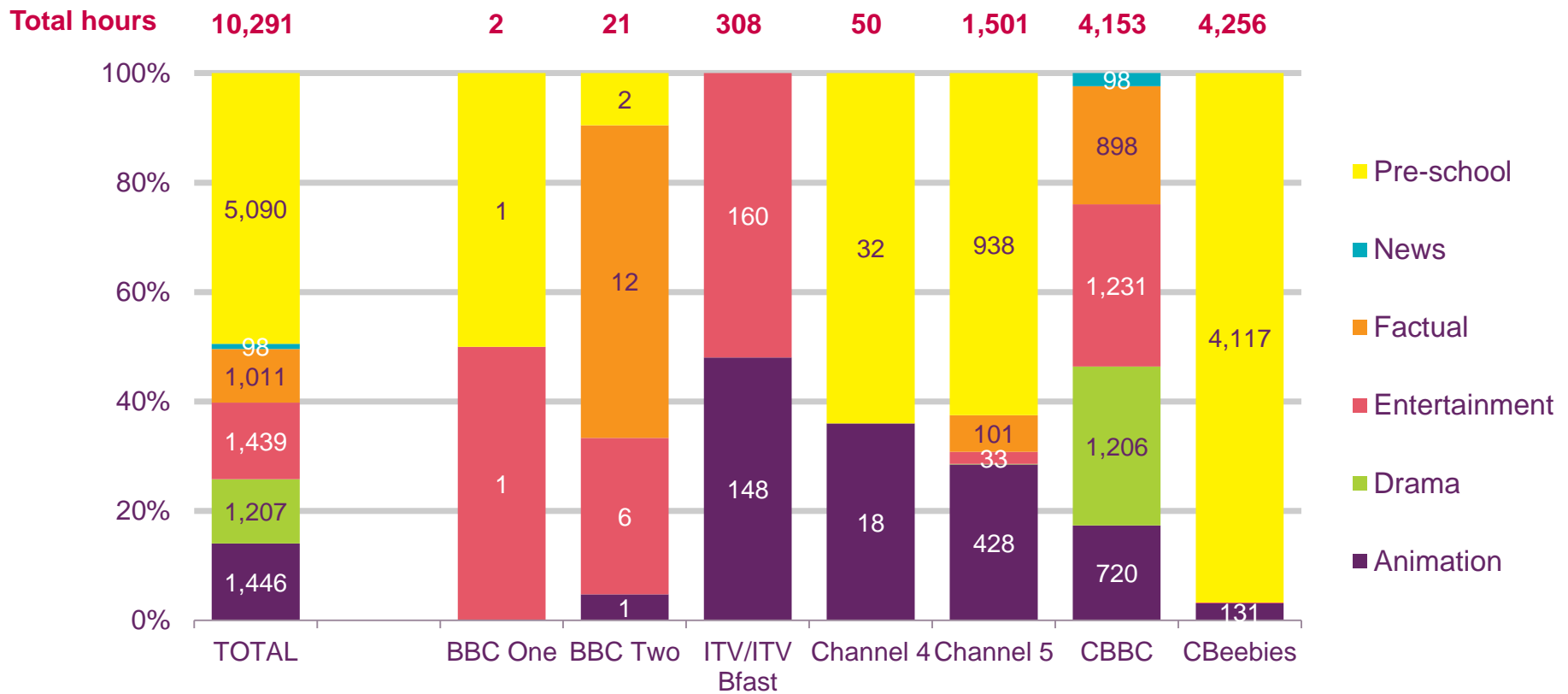
Fig 47 Children's PSB output first-run UK originated hours per year



Source: Ofcom/broadcasters

Note: Spend is given in 2014 prices. Output and spend on the CITV channel is excluded. Output hours are based on slot times.

Fig 48 Children's output, by sub-genre: 2014



Source: Ofcom/broadcasters. PSB Channels included: BBC One, BBC Two, ITV, Channel 4, Channel 5, CBBC, CBeebies Excluded: CITV and S4C. Output hours are based on slot times.

Nations and regions analysis – Spend and output

Fig 49 PSB first-run UK originations spend; nations and regions programming



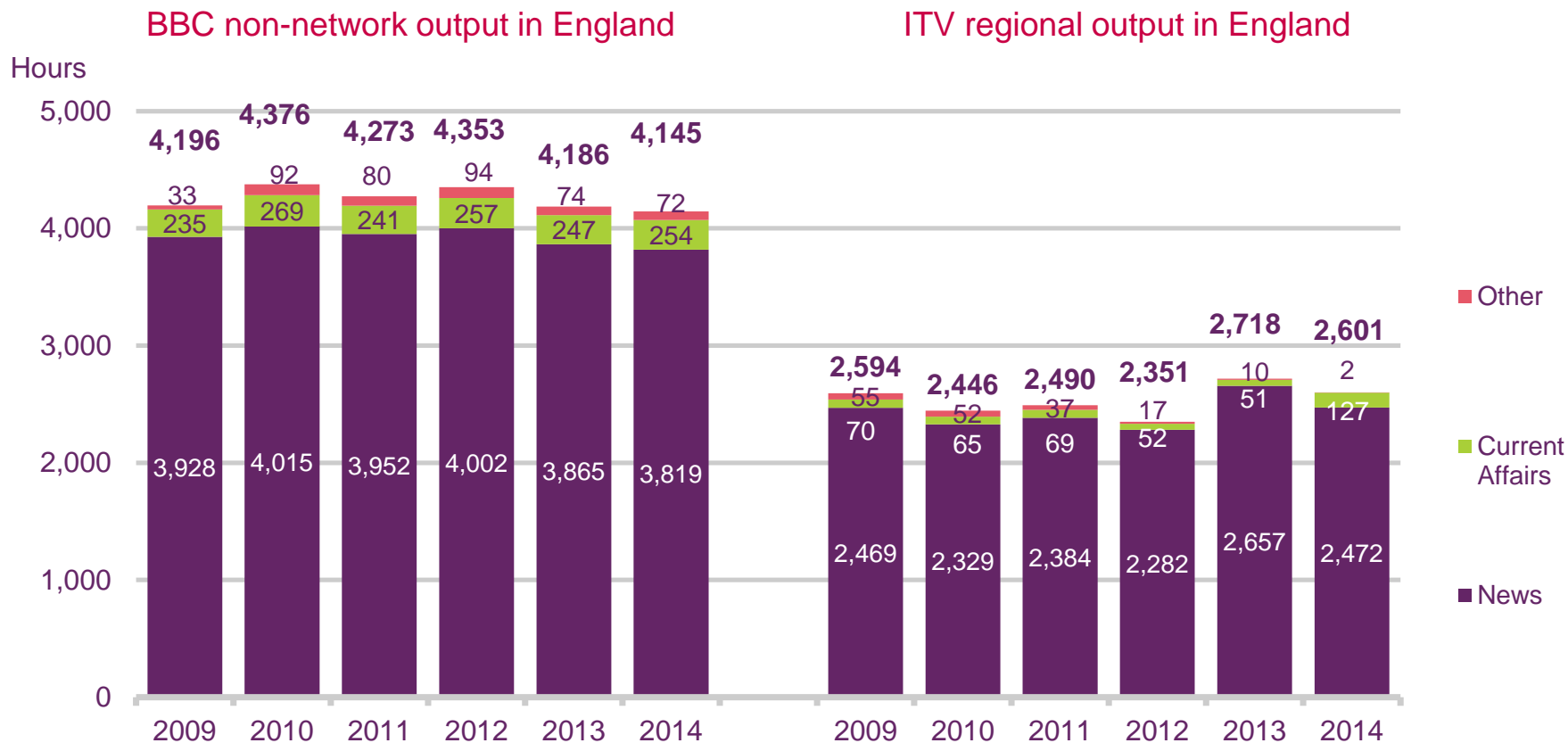
Source: Ofcom / broadcasters. Notes: all figures expressed in 2014 prices; first-run originations only; Channel 3 figures consist of spend by ITV, STV and UTV . Spend excludes Gaelic and Welsh language programming but includes some spend on Irish language programming by the BBC; this does not account for total spend on BBC Alba or BBC spend on S4C output.

Fig 50 PSB first-run UK originations hours; nations and regions programming



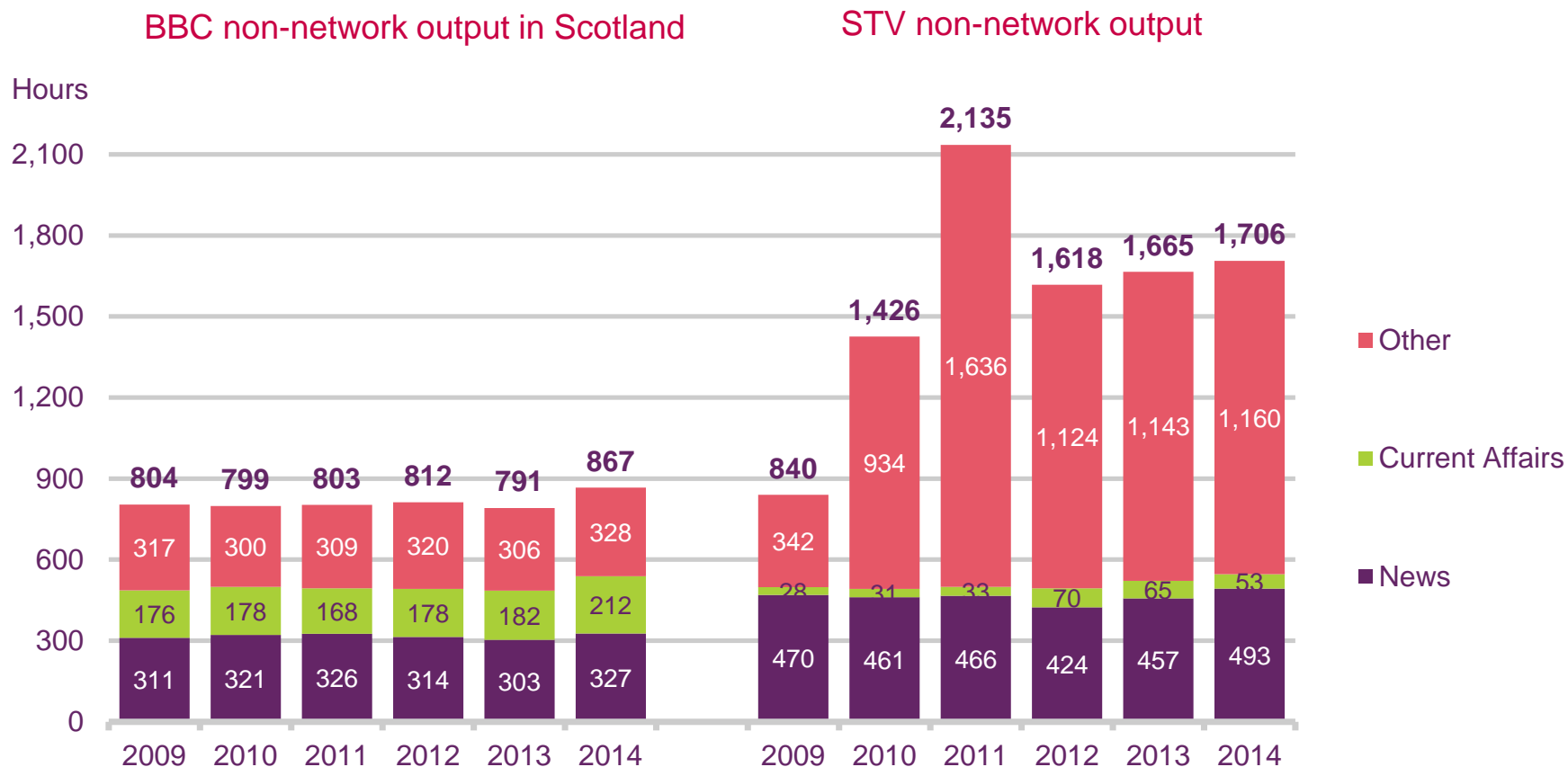
Source: Ofcom/Broadcasters. First-run UK originations only, excluding BBC Alba. Channel 3 figures consist of ITV, STV and UTV

Fig 51 Non-network first-run UK originations in England



Source: Ofcom/broadcasters . First-run originations only, excluding BBC Alba

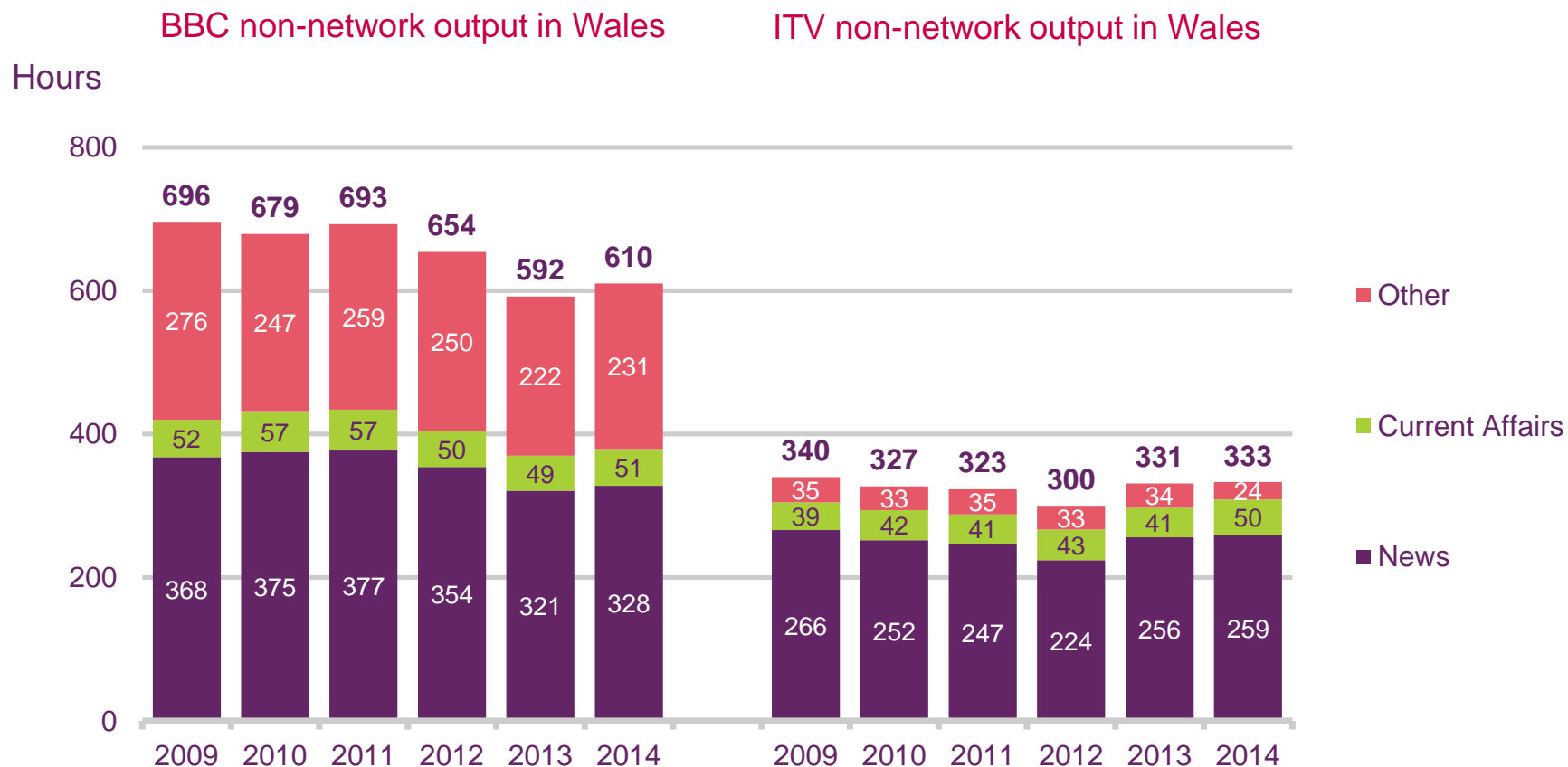
Fig 52 Non-network first-run UK originations in Scotland



Source: Ofcom/broadcasters

Note: Figures exclude gaelic programming. Increase in 'other hours' in 2011 due to STV opting out of some networked content on Channel 3, namely increased output of *The Nightshift*.

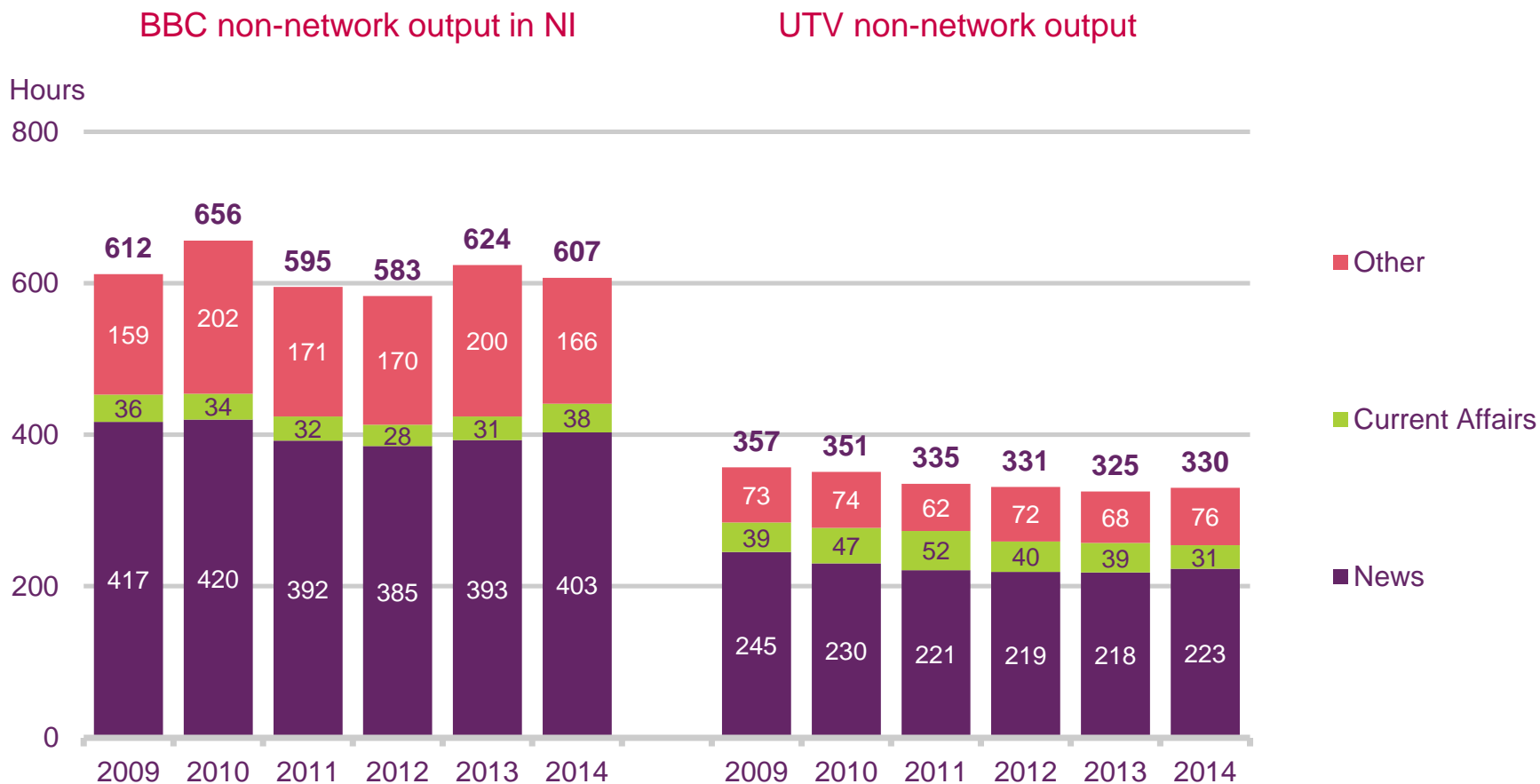
Fig 53 Non-network first-run UK originations in Wales



Source: Ofcom/broadcasters

Note: Figures exclude S4C hours

Fig 54 Non-network first-run UK originations in Northern Ireland

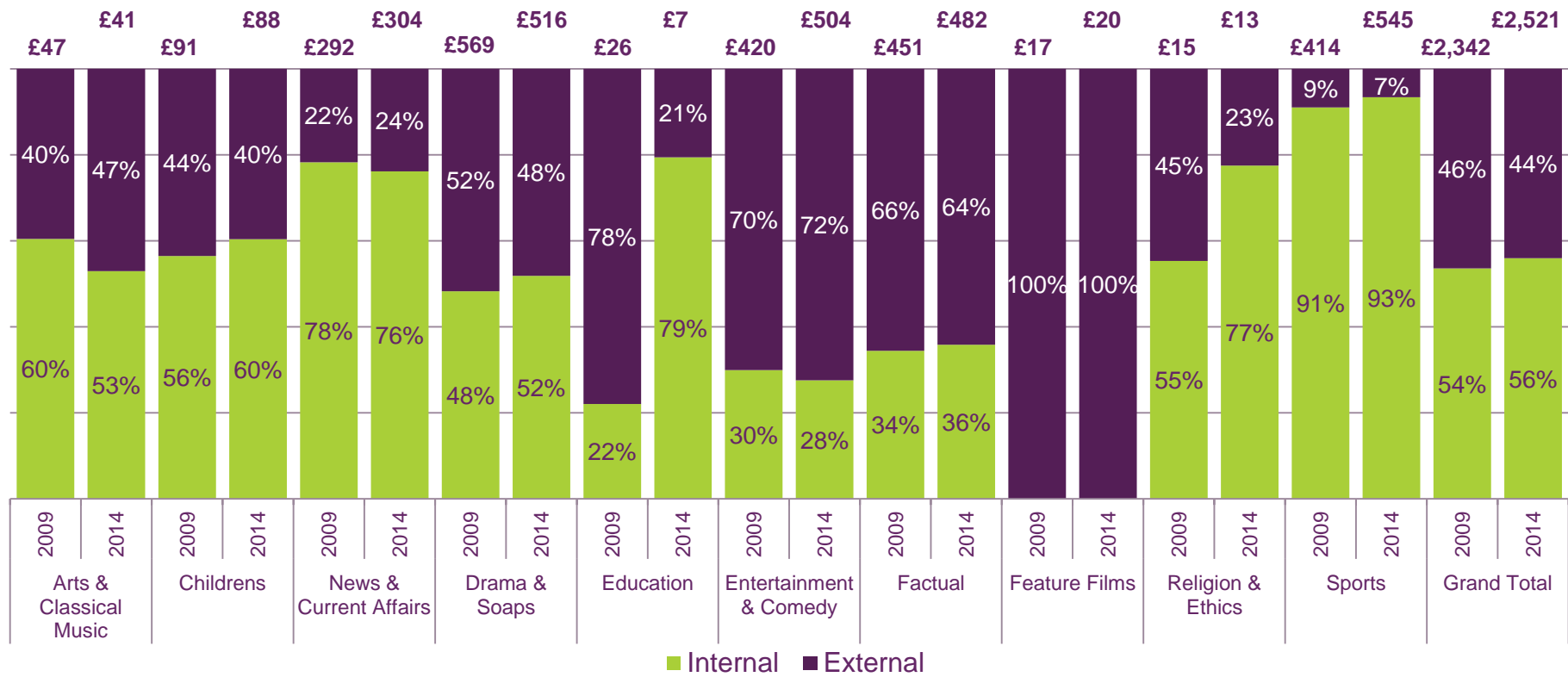


Source: Ofcom/broadcasters
 Note: Figures exclude repeats

Independent Sector– PSB Spend

Fig 55 Relative share of spend on first-run originated content by genre, in-house vs. independent producers: 2009 and 2014

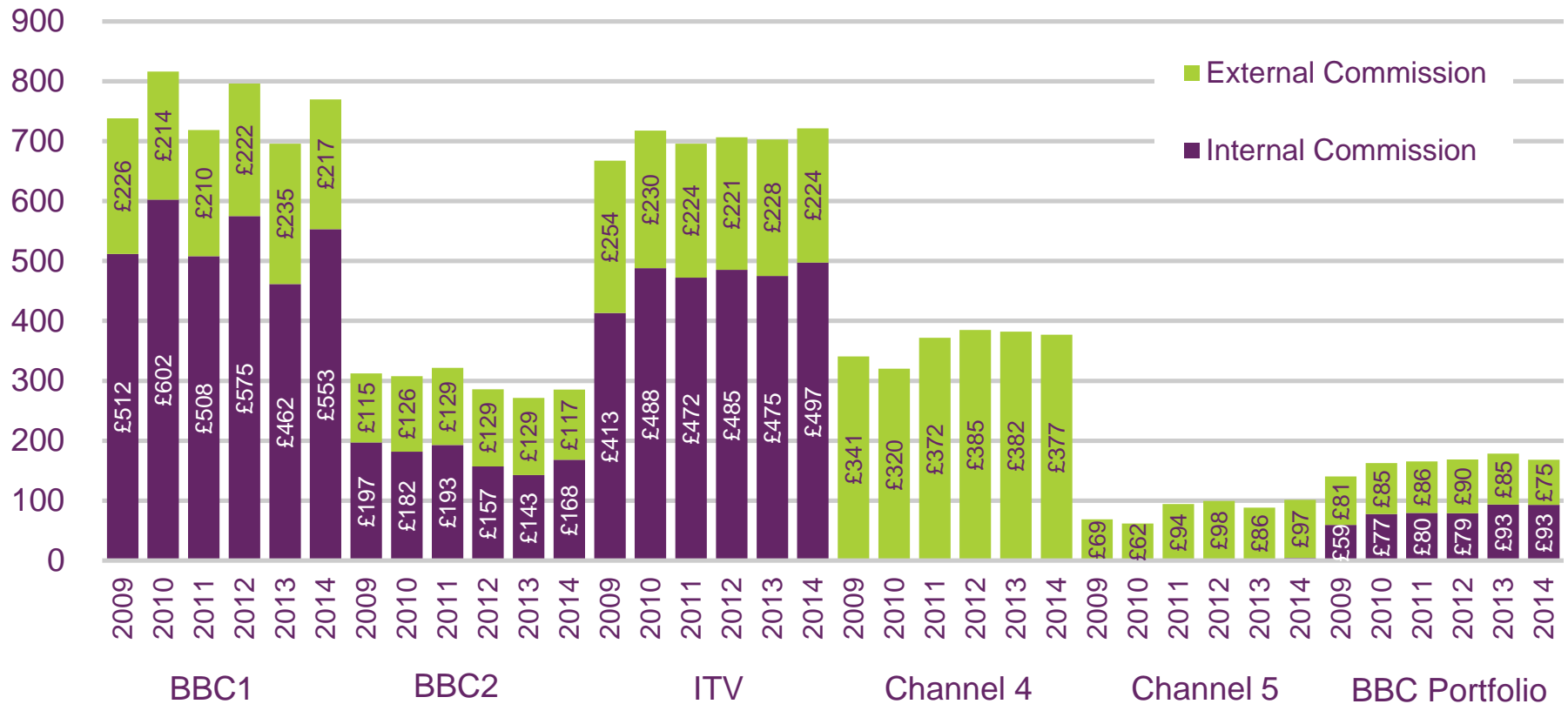
Total spend on first-run originations (£m)



Source: Ofcom/broadcasters. Note: Figures are expressed in nominal terms. Includes spend by the five main PSB channels and BBC portfolio channels on first-run originated content broadcast all day, and excludes nations/regions output.

Fig 56 Spend on first run commissions by PSB channels, 2009 to 2014; nominal figures.

Investment (£m)



Source: Ofcom / Broadcasters

Note: Figures expressed in nominal terms. First-run network commissions including news and sports rights. BBC portfolio channels included in the chart: BBC Three, BBC Four, CBBC, CBeebies. ITV excludes ITV Breakfast.