

Mobile Phone Base-Station Audit

**Audit site: Stepping Hill Hospital Estates, Linen Services, Restaurant and
Outpatients
Poplar Grove
Stockport
SK2 7JE**

In 2000 the Government asked the Radiocommunications Agency to implement a national measurement programme to ensure that emissions from cellular base stations do not exceed the guidelines for public maximum exposure set by the International Commission on Non-Ionizing Radiation Protection (ICNIRP). Ofcom took over the functions of the Radiocommunications Agency, along with those of the Independent Television Commission, Radio Authority, Oftel and Broadcasting Standards Commission, on 29 December 2003.

Electric field strength measurements made in various bands are referenced to and presented alongside the relevant ICNIRP public maximum exposure levels. On the left hand side of the results page(s) is a graphical representation of the radio spectrum surveyed at each location on the site. The green line on each graph indicates the ICNIRP guideline exposure level for that frequency band. To the right hand side of each graph is a table showing the ten highest level emissions recorded within a band.

Further explanation of the results and their context within the ICNIRP guidelines can be provided by the Ofcom officers at the time of the audit or by contacting Ofcom on 0845 456 3000, or by email at contact@Ofcom.org.uk. Results taken from all audit sites and further information on the audit programme can be found on the Ofcom website at www.ofcom.org.uk.

Report Summary

As the radio spectrum is continually changing, these measurements can only provide information on the radio frequency (RF) conditions for the specific locations at the time of the survey.

Ofcom performed this survey of the RF emission environment prevailing in the vicinity of Stepping Hill Hospital Estates, Linen Services, Restaurant and Outpatients on 22 August 2005.

The following table, sorted in descending order of signal level, summarises the results obtained at each measurement location.

Summary of results:		
Location	Total Band Exposure	Relationship to ICNIRP Limit
Disaled parking area rear of Outpatients Department B.	3.78E-05	1/26478
Outside rear of Mental Health Unit	3.72E-05	1/26875
Pavement at front of Linen Services	3.28E-05	1/30496
Outside entrance to Estates department	2.08E-05	1/48058
Outside rear of Medical Elecronics Department	1.02E-05	1/97835
Service road behind Nutrition and Dietetics	2.19E-06	1/456851
Pavement outside Cobden Unit entrance	1.81E-06	1/553026
Staff Restaurant seating area	1.73E-06	1/579415
Waitnig area inside Outpatients Department B.	1.29E-07	1/7728261

Issued on behalf of Ofcom.

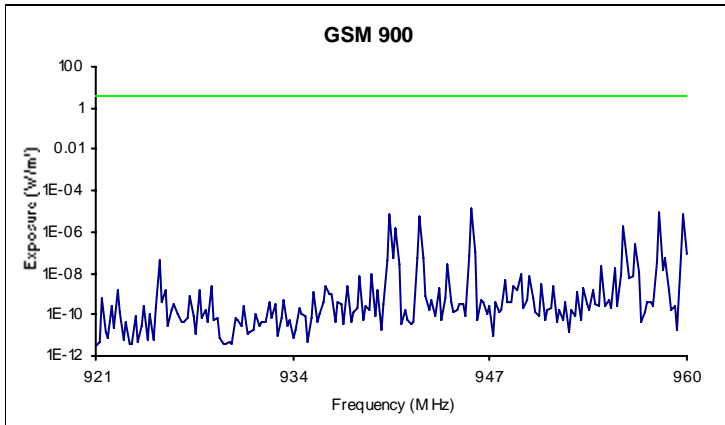
Issued by:

Received by:

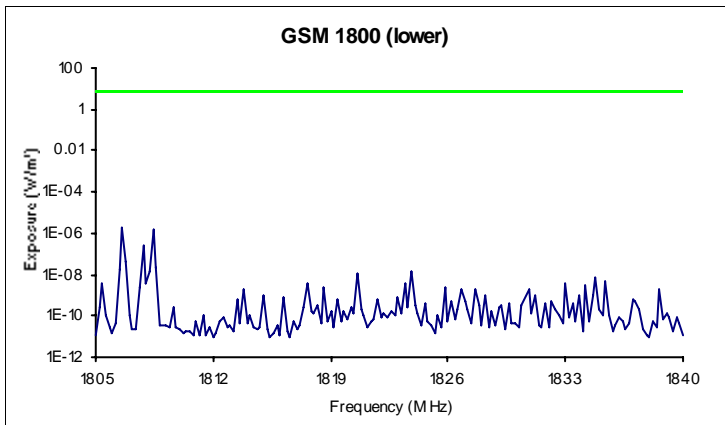
JL
Technical Investigation Officer

Mr. Ian James
Estates Manager

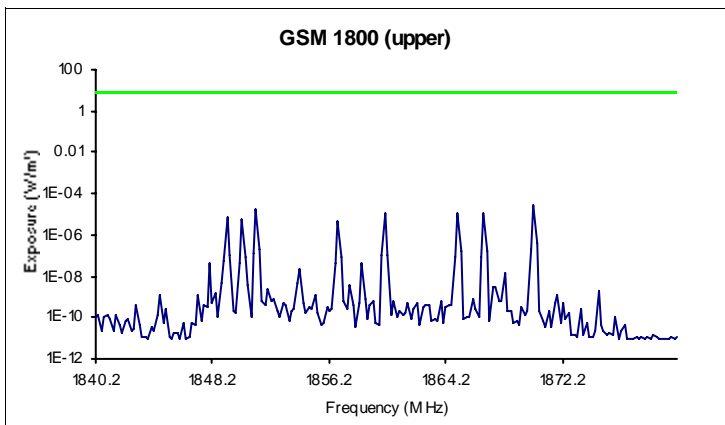
Site: Stepping Hill Hospital Estates, Linen Services,	Receiver:
Location: Outside entrance to Estates department	Manufacturer: ROHDE&SCHWARZ
NGR: SJ 9107 8749 Taken from GPS	Model: EB200
Start Time: 22 August 2005 12:04:04	Serial Number: 838.681/021
Officer: JL	Antenna:
	Manufacturer: Rohde & Schwarz
	Model: HE200.4050.3609 02
	Serial Number: 100090



Frequency (MHz)	Maximum Exposure (W/m²)	ICNIRP Limit (W/m²)	Frequency Exposure Quotient
945.800	1.35E-05	4.73	2.85E-06
958.200	8.96E-06	4.79	1.87E-06
959.800	7.48E-06	4.80	1.56E-06
940.400	6.83E-06	4.70	1.45E-06
942.400	6.26E-06	4.71	1.33E-06
955.800	2.04E-06	4.78	4.27E-07
940.800	1.36E-06	4.70	2.90E-07
956.600	2.82E-07	4.78	5.90E-08
946.000	9.77E-08	4.73	2.07E-08
960.000	8.79E-08	4.80	1.83E-08
Band Exposure Quotient:			1.00E-05



Frequency (MHz)	Maximum Exposure (W/m²)	ICNIRP Limit (W/m²)	Frequency Exposure Quotient
1,806.600	1.99E-06	9.03	2.20E-07
1,808.400	1.48E-06	9.04	1.64E-07
1,807.800	2.69E-07	9.04	2.98E-08
1,806.800	3.97E-08	9.03	4.40E-09
1,808.600	2.04E-08	9.04	2.26E-09
1,806.400	1.77E-08	9.03	1.96E-09
1,808.200	1.51E-08	9.04	1.67E-09
1,823.800	1.45E-08	9.12	1.59E-09
1,820.600	1.10E-08	9.10	1.20E-09
1,834.800	8.13E-09	9.17	8.86E-10
Band Exposure Quotient:			4.35E-07

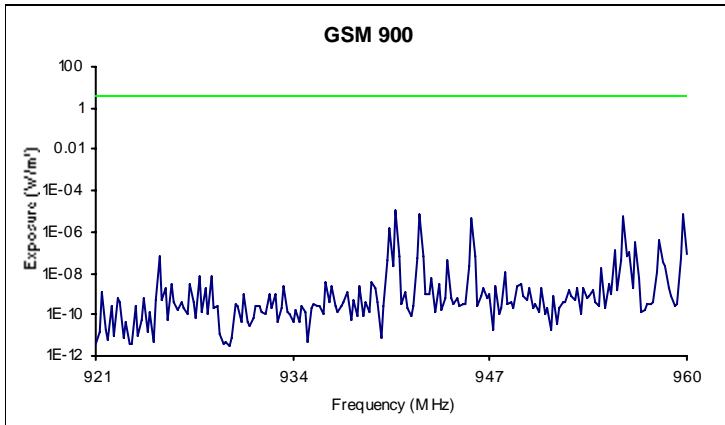


Frequency (MHz)	Maximum Exposure (W/m²)	ICNIRP Limit (W/m²)	Frequency Exposure Quotient
1,870.200	2.61E-05	9.35	2.79E-06
1,851.200	1.63E-05	9.26	1.76E-06
1,866.800	1.16E-05	9.33	1.24E-06
1,865.000	1.16E-05	9.32	1.24E-06
1,860.000	1.04E-05	9.30	1.12E-06
1,849.200	7.96E-06	9.25	8.61E-07
1,850.200	5.64E-06	9.25	6.10E-07
1,856.800	4.33E-06	9.28	4.67E-07
1,870.400	4.04E-07	9.35	4.32E-08
1,851.400	2.25E-07	9.26	2.43E-08
Band Exposure Quotient:			1.03E-05

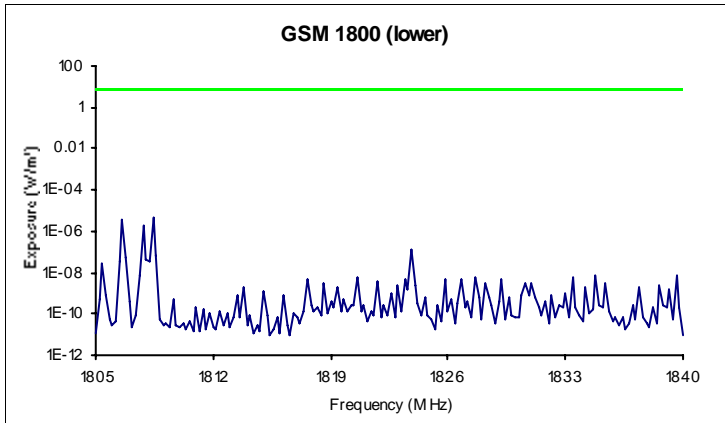
Total number of measurements: 572

Total Band Exposure Quotient: **2.08E-05**

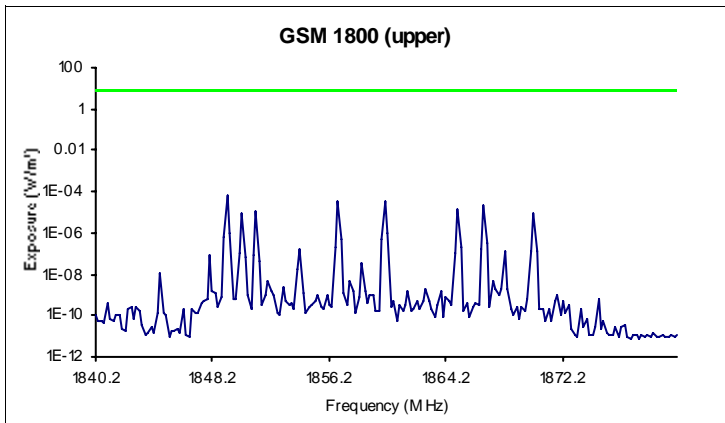
Site: Stepping Hill Hospital Estates, Linen Services,	Receiver:
Location: Pavement at front of Linen Services	Manufacturer: ROHDE&SCHWARZ
NGR: SJ 9105 8754 Taken from GPS	Model: EB200
Start Time: 22 August 2005 12:19:22	Serial Number: 838.681/021
Officer: JL	Antenna:
	Manufacturer: Rohde & Schwarz
	Model: HE200.4050.3609 02
	Serial Number: 100090



Frequency (MHz)	Maximum Exposure (W/m²)	ICNIRP Limit (W/m²)	Frequency Exposure Quotient
940.800	1.01E-05	4.70	2.15E-06
942.400	6.55E-06	4.71	1.39E-06
959.800	6.51E-06	4.80	1.36E-06
955.800	5.62E-06	4.78	1.18E-06
945.800	4.78E-06	4.73	1.01E-06
940.400	1.68E-06	4.70	3.57E-07
958.200	4.39E-07	4.79	9.16E-08
956.600	3.47E-07	4.78	7.26E-08
955.200	1.23E-07	4.78	2.57E-08
956.200	1.05E-07	4.78	2.19E-08
Band Exposure Quotient:			7.85E-06



Frequency (MHz)	Maximum Exposure (W/m²)	ICNIRP Limit (W/m²)	Frequency Exposure Quotient
1,808.400	4.47E-06	9.04	4.94E-07
1,806.600	3.46E-06	9.03	3.83E-07
1,807.800	1.99E-06	9.04	2.21E-07
1,823.800	1.35E-07	9.12	1.49E-08
1,808.600	6.32E-08	9.04	6.98E-09
1,806.800	5.36E-08	9.03	5.93E-09
1,808.000	4.17E-08	9.04	4.61E-09
1,808.200	3.63E-08	9.04	4.02E-09
1,806.400	3.62E-08	9.03	4.01E-09
1,805.400	2.94E-08	9.03	3.25E-09
Band Exposure Quotient:			1.16E-06

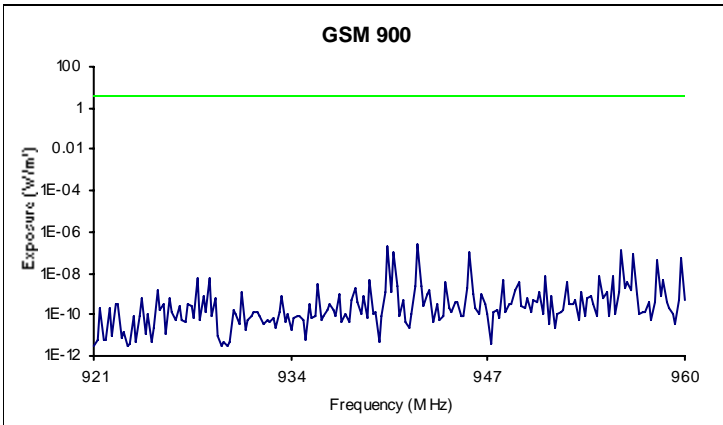


Frequency (MHz)	Maximum Exposure (W/m²)	ICNIRP Limit (W/m²)	Frequency Exposure Quotient
1,849.200	7.26E-05	9.25	7.85E-06
1,860.000	3.79E-05	9.30	4.08E-06
1,856.800	3.69E-05	9.28	3.97E-06
1,866.800	2.31E-05	9.33	2.48E-06
1,865.000	1.45E-05	9.32	1.56E-06
1,851.200	1.21E-05	9.26	1.31E-06
1,870.200	9.70E-06	9.35	1.04E-06
1,850.200	8.16E-06	9.25	8.82E-07
1,860.200	1.07E-06	9.30	1.15E-07
1,849.400	9.36E-07	9.25	1.01E-07
Band Exposure Quotient:			2.38E-05

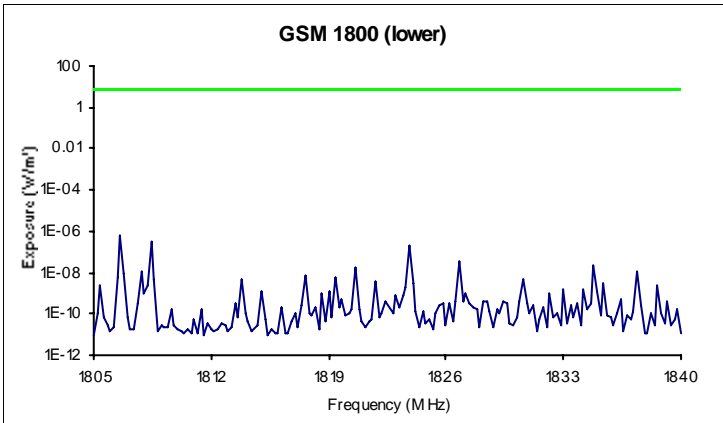
Total number of measurements: 572

Total Band Exposure Quotient: **3.28E-05**

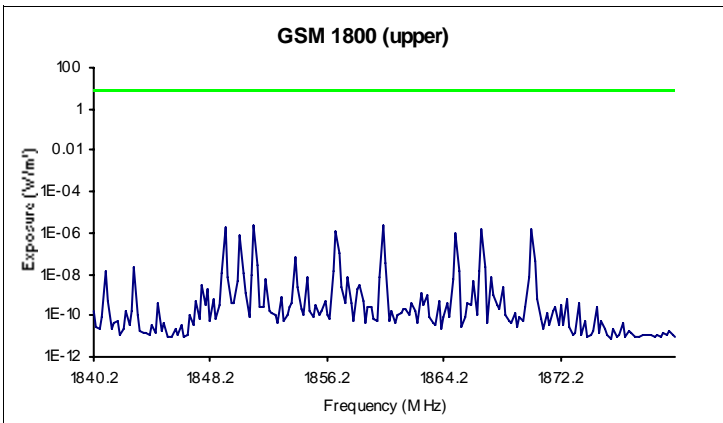
Site: Stepping Hill Hospital Estates, Linen Services,	Receiver:
Location: Pavement outside Cobden Unit entrance	Manufacturer: ROHDE&SCHWARZ
NGR: SJ 9102 8760 Taken from GPS	Model: EB200
Start Time: 22 August 2005 12:35:23	Serial Number: 838.681/021
Officer: JL	Antenna:
	Manufacturer: Rohde & Schwarz
	Model: HE200.4050.3609 02
	Serial Number: 100090



Frequency (MHz)	Maximum Exposure (W/m²)	ICNIRP Limit (W/m²)	Frequency Exposure Quotient
942.400	2.67E-07	4.71	5.66E-08
940.400	2.11E-07	4.70	4.49E-08
955.800	1.26E-07	4.78	2.63E-08
945.800	1.10E-07	4.73	2.32E-08
940.800	9.44E-08	4.70	2.01E-08
956.600	9.35E-08	4.78	1.95E-08
959.800	5.67E-08	4.80	1.18E-08
958.200	4.59E-08	4.79	9.59E-09
955.200	7.23E-09	4.78	1.51E-09
954.400	7.05E-09	4.77	1.48E-09
Band Exposure Quotient:			2.39E-07



Frequency (MHz)	Maximum Exposure (W/m²)	ICNIRP Limit (W/m²)	Frequency Exposure Quotient
1,806.600	5.74E-07	9.03	6.36E-08
1,808.400	3.09E-07	9.04	3.42E-08
1,823.800	1.96E-07	9.12	2.15E-08
1,826.800	3.50E-08	9.13	3.83E-09
1,834.800	2.04E-08	9.17	2.23E-09
1,820.600	1.70E-08	9.10	1.86E-09
1,807.800	1.12E-08	9.04	1.24E-09
1,837.400	1.03E-08	9.19	1.12E-09
1,806.600	9.53E-09	9.03	1.05E-09
1,817.600	7.54E-09	9.09	8.29E-10
Band Exposure Quotient:			1.40E-07

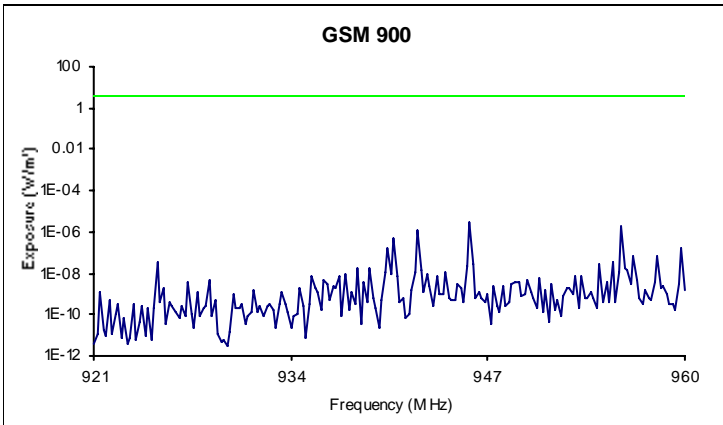


Frequency (MHz)	Maximum Exposure (W/m²)	ICNIRP Limit (W/m²)	Frequency Exposure Quotient
1,860.000	2.56E-06	9.30	2.76E-07
1,851.200	2.25E-06	9.26	2.43E-07
1,849.200	1.82E-06	9.25	1.97E-07
1,866.800	1.68E-06	9.33	1.79E-07
1,870.200	1.47E-06	9.35	1.57E-07
1,856.800	1.31E-06	9.28	1.41E-07
1,865.000	9.61E-07	9.32	1.03E-07
1,850.200	7.27E-07	9.25	7.86E-08
1,857.000	1.02E-07	9.29	1.09E-08
1,854.000	6.09E-08	9.27	6.57E-09
Band Exposure Quotient:			1.43E-06

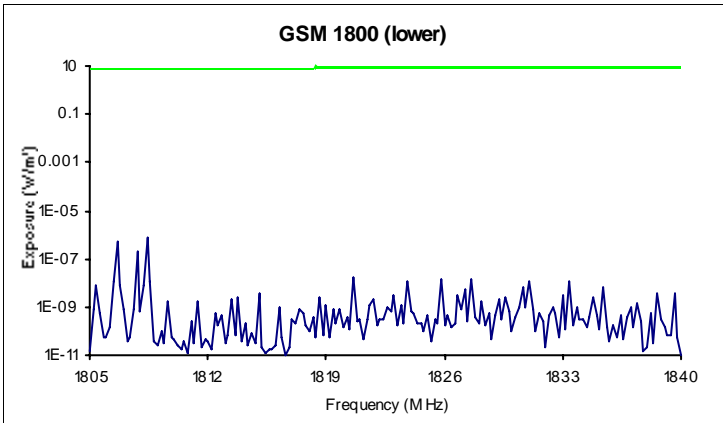
Total number of measurements: 572

Total Band Exposure Quotient: **1.81E-06**

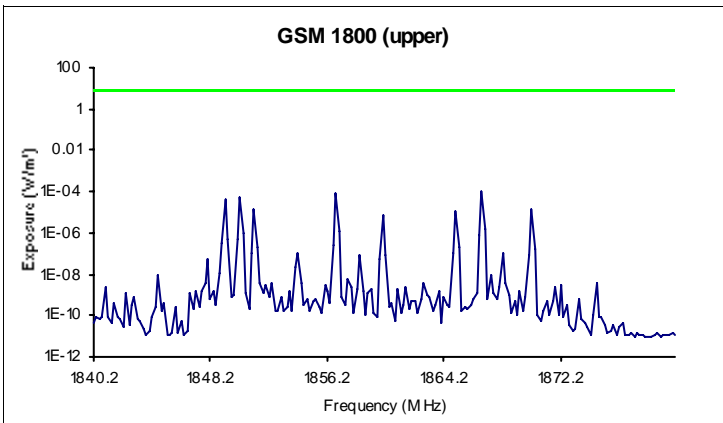
Site: Stepping Hill Hospital Estates, Linen Services,	Receiver:
Location: Outside rear of Mental Health Unit	Manufacturer: ROHDE&SCHWARZ
NGR: SJ 9112 8762 Taken from GPS	Model: EB200
Start Time: 22 August 2005 12:50:41	Serial Number: 838.681/021
Officer: JL	Antenna:
	Manufacturer: Rohde & Schwarz
	Model: HE200.4050.3609 02
	Serial Number: 100090



Frequency (MHz)	Maximum Exposure (W/m²)	ICNIRP Limit (W/m²)	Frequency Exposure Quotient
945.800	2.69E-06	4.73	5.69E-07
955.800	1.86E-06	4.78	3.89E-07
942.400	1.22E-06	4.71	2.59E-07
940.800	4.52E-07	4.70	9.60E-08
940.400	1.68E-07	4.70	3.57E-08
959.800	1.64E-07	4.80	3.41E-08
956.600	6.47E-08	4.78	1.35E-08
958.200	6.06E-08	4.79	1.26E-08
955.200	3.79E-08	4.78	7.95E-09
925.200	3.23E-08	4.63	6.98E-09
Band Exposure Quotient:			1.51E-06



Frequency (MHz)	Maximum Exposure (W/m²)	ICNIRP Limit (W/m²)	Frequency Exposure Quotient
1,808.400	7.25E-07	9.04	8.02E-08
1,806.600	5.61E-07	9.03	6.21E-08
1,807.800	1.95E-07	9.04	2.16E-08
1,820.600	1.78E-08	9.10	1.95E-09
1,827.600	1.36E-08	9.14	1.49E-09
1,825.800	1.33E-08	9.13	1.46E-09
1,806.400	1.23E-08	9.03	1.36E-09
1,823.800	1.24E-08	9.12	1.35E-09
1,831.000	1.22E-08	9.15	1.34E-09
1,833.400	1.12E-08	9.17	1.22E-09
Band Exposure Quotient:			1.89E-07

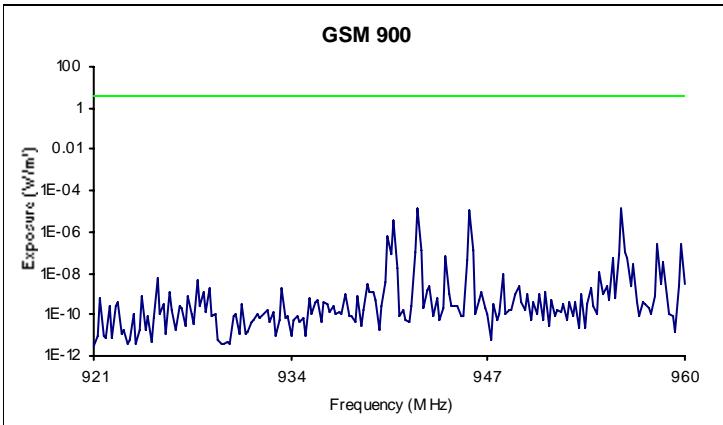


Frequency (MHz)	Maximum Exposure (W/m²)	ICNIRP Limit (W/m²)	Frequency Exposure Quotient
1,866.800	9.87E-05	9.33	1.06E-05
1,856.800	8.25E-05	9.28	8.89E-06
1,850.200	5.39E-05	9.25	5.83E-06
1,849.200	4.08E-05	9.25	4.42E-06
1,851.200	1.45E-05	9.26	1.57E-06
1,870.200	1.25E-05	9.35	1.34E-06
1,865.000	1.21E-05	9.32	1.30E-06
1,860.000	7.74E-06	9.30	8.33E-07
1,867.000	1.36E-06	9.34	1.46E-07
1,857.000	1.09E-06	9.29	1.17E-07
Band Exposure Quotient:			3.55E-05

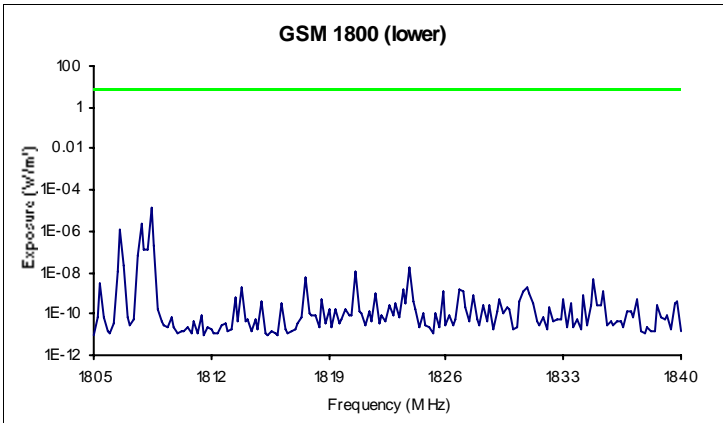
Total number of measurements: 572

Total Band Exposure Quotient: **3.72E-05**

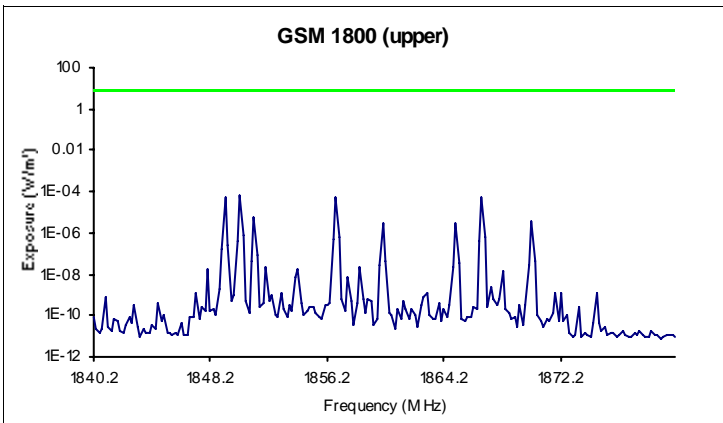
Site: Stepping Hill Hospital Estates, Linen Services,	Receiver:
Location: Disaled parking area rear of Outpatients Department B.	Manufacturer: ROHDE&SCHWARZ
NGR: SJ 9110 8772 Taken from GPS	Model: EB200
Start Time: 22 August 2005 13:05:28	Serial Number: 838.681/021
Officer: JL	Antenna:
	Manufacturer: Rohde & Schwarz
	Model: HE200.4050.3609 02
	Serial Number: 100090



Frequency (MHz)	Maximum Exposure (W/m ²)	ICNIRP Limit (W/m ²)	Frequency Exposure Quotient
942.400	1.31E-05	4.71	2.77E-06
955.800	1.26E-05	4.78	2.63E-06
945.800	1.07E-05	4.73	2.26E-06
940.800	3.51E-06	4.70	7.45E-07
940.400	5.81E-07	4.70	1.24E-07
958.200	2.52E-07	4.79	5.27E-08
959.800	2.42E-07	4.80	5.04E-08
942.600	1.40E-07	4.71	2.97E-08
946.000	1.32E-07	4.73	2.79E-08
956.000	1.02E-07	4.78	2.14E-08
Band Exposure Quotient:			8.86E-06



Frequency (MHz)	Maximum Exposure (W/m ²)	ICNIRP Limit (W/m ²)	Frequency Exposure Quotient
1,808.400	1.29E-05	9.04	1.43E-06
1,807.800	2.14E-06	9.04	2.36E-07
1,806.600	1.26E-06	9.03	1.39E-07
1,808.600	1.91E-07	9.04	2.11E-08
1,808.200	1.18E-07	9.04	1.30E-08
1,808.000	1.17E-07	9.04	1.30E-08
1,807.600	6.31E-08	9.04	6.98E-09
1,806.800	2.08E-08	9.03	2.31E-09
1,823.800	1.63E-08	9.12	1.79E-09
1,806.400	1.17E-08	9.03	1.30E-09
Band Exposure Quotient:			1.87E-06

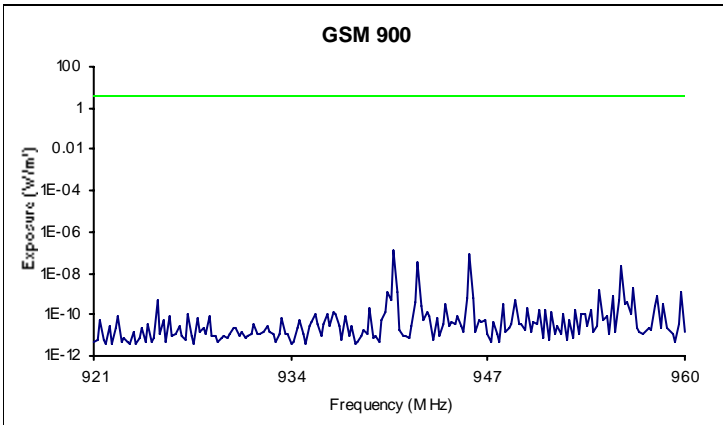


Frequency (MHz)	Maximum Exposure (W/m ²)	ICNIRP Limit (W/m ²)	Frequency Exposure Quotient
1,850.200	6.48E-05	9.25	7.01E-06
1,849.200	5.90E-05	9.25	6.38E-06
1,866.800	5.55E-05	9.33	5.94E-06
1,856.800	5.21E-05	9.28	5.61E-06
1,851.200	5.53E-06	9.26	5.97E-07
1,870.200	3.77E-06	9.35	4.03E-07
1,860.000	3.08E-06	9.30	3.32E-07
1,865.000	2.97E-06	9.32	3.18E-07
1,850.400	7.98E-07	9.25	8.62E-08
1,867.000	6.52E-07	9.34	6.98E-08
Band Exposure Quotient:			2.70E-05

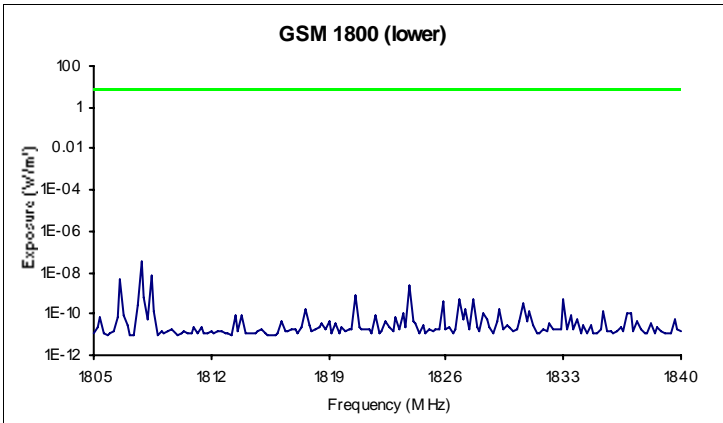
Total number of measurements: 572

Total Band Exposure Quotient: 3.78E-05

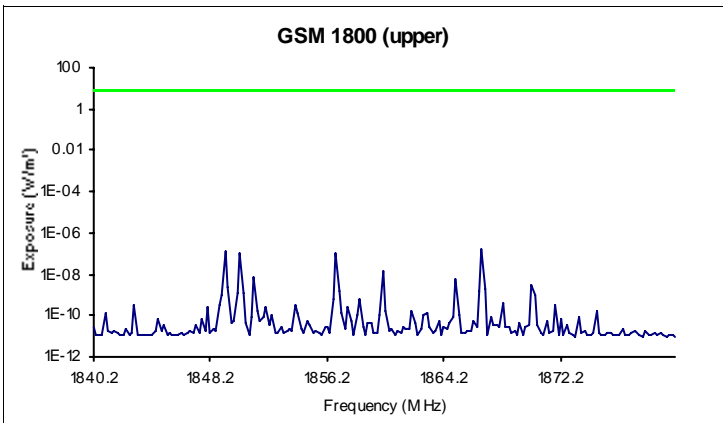
Site:	Stepping Hill Hospital Estates, Linen Services,	Receiver:	Manufacturer: ROHDE&SCHWARZ
Location:	Waitnig area inside Outpatients Department B.	Model:	EB200
NGR:	SJ 9114 8771	Serial Number:	838.681/021
Taken from GPS		Antenna:	Manufacturer: Rohde & Schwarz
Start Time:	22 August 2005 13:43:14	Model:	HE200.4050.3609 02
Officer:	JL	Serial Number:	100090



Frequency (MHz)	Maximum Exposure (W/m²)	ICNIRP Limit (W/m²)	Frequency Exposure Quotient
940.800	1.30E-07	4.70	2.77E-08
945.800	7.58E-08	4.73	1.60E-08
942.400	3.28E-08	4.71	6.97E-09
955.800	2.40E-08	4.78	5.02E-09
956.600	2.14E-09	4.78	4.48E-10
954.400	1.65E-09	4.77	3.46E-10
959.800	1.16E-09	4.80	2.41E-10
941.000	1.14E-09	4.71	2.41E-10
940.400	1.13E-09	4.70	2.41E-10
955.200	8.30E-10	4.78	1.74E-10
Band Exposure Quotient:			6.01E-08



Frequency (MHz)	Maximum Exposure (W/m²)	ICNIRP Limit (W/m²)	Frequency Exposure Quotient
1,807.800	3.47E-08	9.04	3.83E-09
1,808.400	7.42E-09	9.04	8.20E-10
1,806.600	4.56E-09	9.03	5.05E-10
1,823.800	2.20E-09	9.12	2.41E-10
1,820.600	7.75E-10	9.10	8.52E-11
1,808.000	6.17E-10	9.04	6.82E-11
1,833.000	5.61E-10	9.16	6.12E-11
1,827.600	5.56E-10	9.14	6.08E-11
1,826.800	4.72E-10	9.13	5.17E-11
1,825.800	4.40E-10	9.13	4.82E-11
Band Exposure Quotient:			6.36E-09

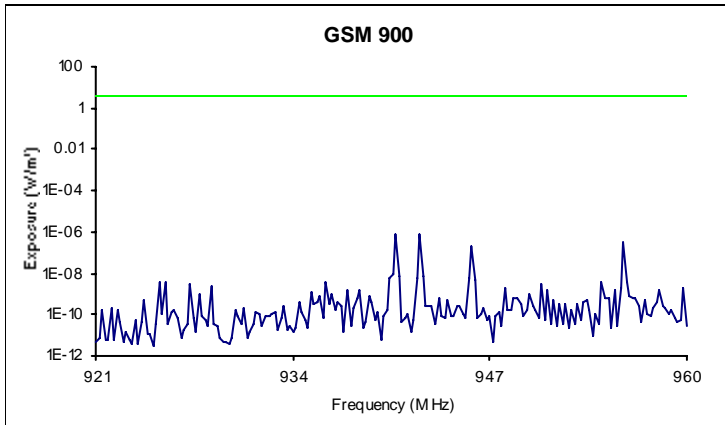


Frequency (MHz)	Maximum Exposure (W/m²)	ICNIRP Limit (W/m²)	Frequency Exposure Quotient
1,866.800	1.80E-07	9.33	1.92E-08
1,849.200	1.35E-07	9.25	1.46E-08
1,850.200	1.13E-07	9.25	1.22E-08
1,856.800	1.06E-07	9.28	1.15E-08
1,860.000	1.51E-08	9.30	1.62E-09
1,851.200	6.80E-09	9.26	7.34E-10
1,865.000	6.06E-09	9.32	6.50E-10
1,870.200	2.73E-09	9.35	2.92E-10
1,849.400	2.19E-09	9.25	2.37E-10
1,867.000	1.80E-09	9.34	1.92E-10
Band Exposure Quotient:			6.30E-08

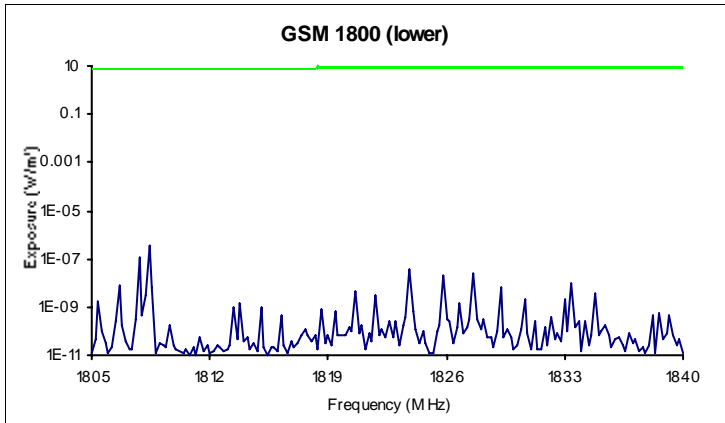
Total number of measurements: 572

Total Band Exposure Quotient: **1.29E-07**

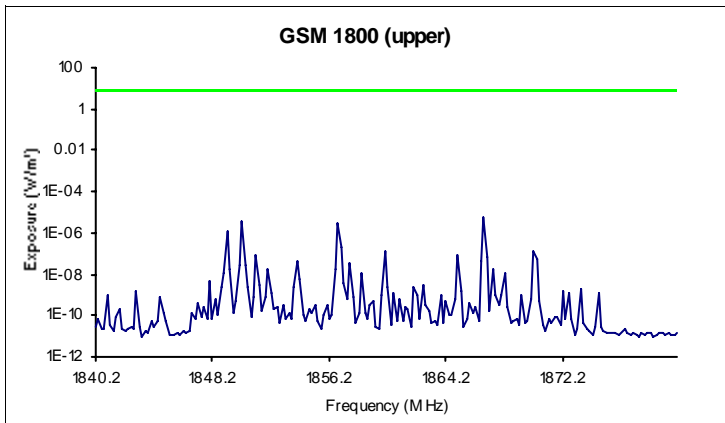
Site: Stepping Hill Hospital Estates, Linen Services,	Receiver:
Location: Service road behind Nutrition and Dietetics	Manufacturer: ROHDE&SCHWARZ
NGR: SJ 9125 8759 Taken from GPS	Model: EB200
Start Time: 22 August 2005 14:11:08	Serial Number: 838.681/021
Officer: JL	Antenna:
	Manufacturer: Rohde & Schwarz
	Model: HE200.4050.3609 02
	Serial Number: 100090



Frequency (MHz)	Maximum Exposure (W/m ²)	ICNIRP Limit (W/m ²)	Frequency Exposure Quotient
940.800	7.85E-07	4.70	1.67E-07
942.400	7.52E-07	4.71	1.60E-07
955.800	3.47E-07	4.78	7.25E-08
945.800	2.24E-07	4.73	4.73E-08
940.600	8.60E-09	4.70	1.83E-09
942.600	7.88E-09	4.71	1.67E-09
941.000	6.68E-09	4.71	1.42E-09
945.600	6.45E-09	4.73	1.36E-09
940.400	6.23E-09	4.70	1.32E-09
942.200	5.97E-09	4.71	1.27E-09
Band Exposure Quotient:			4.71E-07



Frequency (MHz)	Maximum Exposure (W/m ²)	ICNIRP Limit (W/m ²)	Frequency Exposure Quotient
1,808.400	3.89E-07	9.04	4.31E-08
1,807.800	1.17E-07	9.04	1.30E-08
1,823.800	3.56E-08	9.12	3.91E-09
1,827.600	2.48E-08	9.14	2.72E-09
1,825.800	1.96E-08	9.13	2.15E-09
1,833.400	8.69E-09	9.17	9.48E-10
1,806.600	7.92E-09	9.03	8.77E-10
1,808.600	6.93E-09	9.04	7.66E-10
1,829.200	6.40E-09	9.15	6.99E-10
1,820.600	4.36E-09	9.10	4.79E-10
Band Exposure Quotient:			7.25E-08

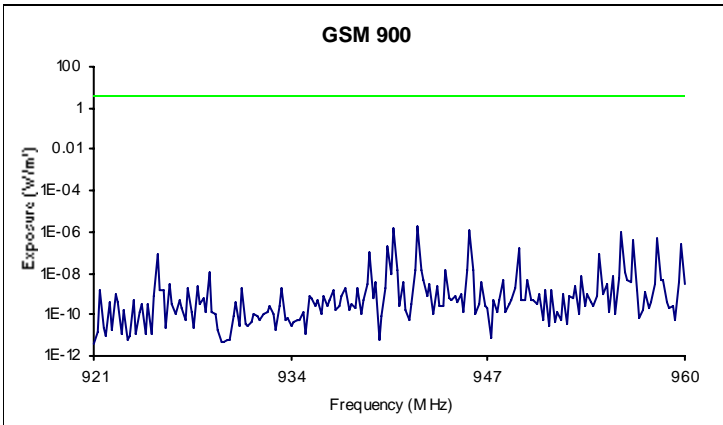


Frequency (MHz)	Maximum Exposure (W/m ²)	ICNIRP Limit (W/m ²)	Frequency Exposure Quotient
1,866.800	5.81E-06	9.33	6.22E-07
1,850.200	3.91E-06	9.25	4.22E-07
1,856.800	3.07E-06	9.28	3.30E-07
1,849.200	1.35E-06	9.25	1.46E-07
1,857.000	2.22E-07	9.29	2.39E-08
1,860.000	1.41E-07	9.30	1.52E-08
1,870.200	1.34E-07	9.35	1.43E-08
1,865.000	9.18E-08	9.32	9.84E-09
1,851.200	8.96E-08	9.26	9.68E-09
1,867.000	7.15E-08	9.34	7.66E-09
Band Exposure Quotient:			1.65E-06

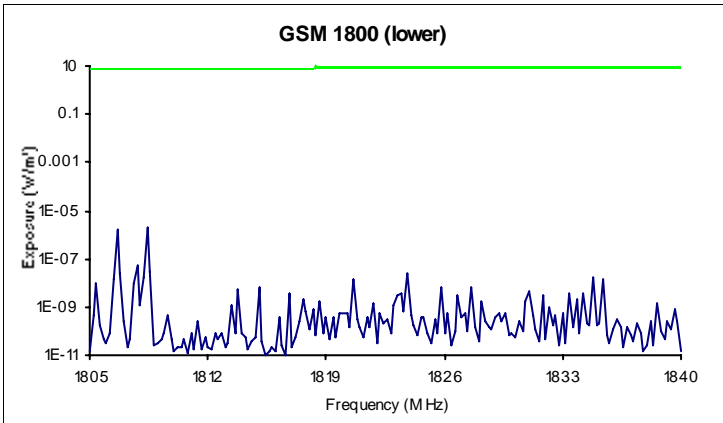
Total number of measurements: 572

Total Band Exposure Quotient: **2.19E-06**

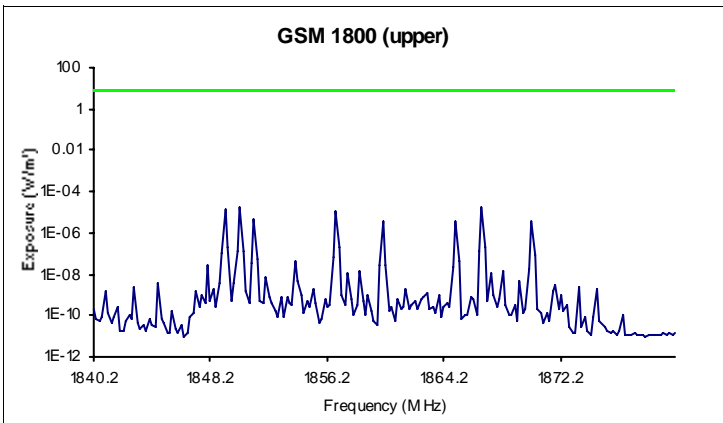
Site: Stepping Hill Hospital Estates, Linen Services,	Receiver:
Location: Outside rear of Medical Electronics Department	Manufacturer: ROHDE&SCHWARZ
	Model: EB200
	Serial Number: 838.681/021
NGR: SJ 9113 8755 Taken from GPS	Antenna:
Start Time: 22 August 2005 14:29:16	Manufacturer: Rohde & Schwarz
Officer: JL	Model: HE200.4050.3609 02
	Serial Number: 100090



Frequency (MHz)	Maximum Exposure (W/m²)	ICNIRP Limit (W/m²)	Frequency Exposure Quotient
942.400	1.72E-06	4.71	3.66E-07
940.800	1.36E-06	4.70	2.90E-07
945.800	1.15E-06	4.73	2.43E-07
955.800	1.07E-06	4.78	2.24E-07
958.200	5.15E-07	4.79	1.08E-07
956.600	3.99E-07	4.78	8.33E-08
959.800	2.78E-07	4.80	5.79E-08
940.400	2.21E-07	4.70	4.70E-08
949.000	1.49E-07	4.75	3.14E-08
939.200	1.16E-07	4.70	2.46E-08
Band Exposure Quotient:			1.57E-06



Frequency (MHz)	Maximum Exposure (W/m²)	ICNIRP Limit (W/m²)	Frequency Exposure Quotient
1,808.400	2.00E-06	9.04	2.21E-07
1,806.600	1.58E-06	9.03	1.75E-07
1,807.800	4.90E-08	9.04	5.42E-09
1,808.600	2.89E-08	9.04	3.19E-09
1,806.800	2.57E-08	9.03	2.84E-09
1,823.800	2.58E-08	9.12	2.83E-09
1,808.200	1.78E-08	9.04	1.97E-09
1,834.800	1.70E-08	9.17	1.85E-09
1,820.600	1.51E-08	9.10	1.66E-09
1,806.400	1.35E-08	9.03	1.49E-09
Band Exposure Quotient:			4.31E-07

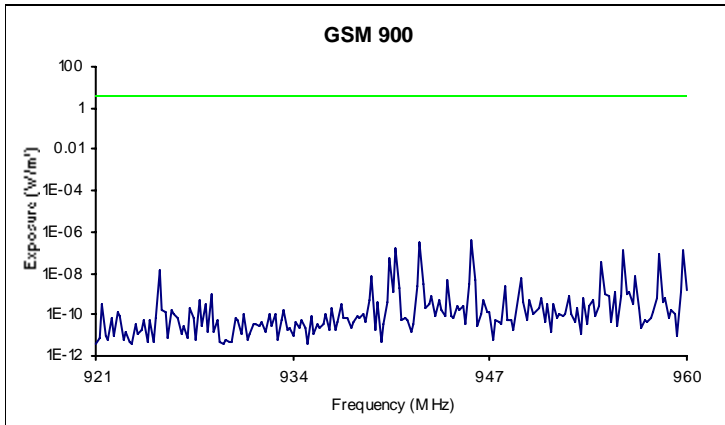


Frequency (MHz)	Maximum Exposure (W/m²)	ICNIRP Limit (W/m²)	Frequency Exposure Quotient
1,866.800	1.88E-05	9.33	2.01E-06
1,850.200	1.63E-05	9.25	1.76E-06
1,849.200	1.38E-05	9.25	1.50E-06
1,856.800	1.06E-05	9.28	1.15E-06
1,851.200	4.70E-06	9.26	5.08E-07
1,870.200	3.60E-06	9.35	3.85E-07
1,865.000	3.41E-06	9.32	3.66E-07
1,860.000	3.38E-06	9.30	3.64E-07
1,849.400	2.24E-07	9.25	2.43E-08
1,857.000	2.03E-07	9.29	2.18E-08
Band Exposure Quotient:			8.22E-06

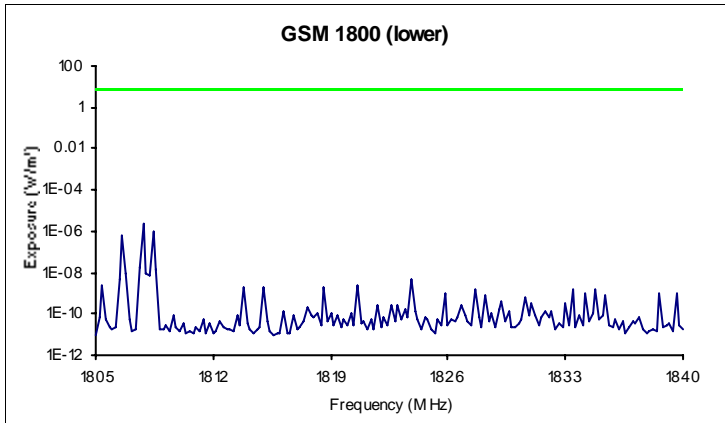
Total number of measurements: 572

Total Band Exposure Quotient: **1.02E-05**

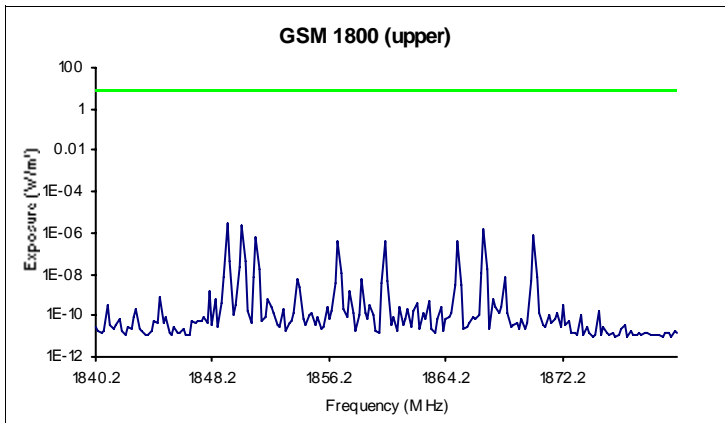
Site: Stepping Hill Hospital Estates, Linen Services,	Receiver:
Location: Staff Restaurant seating area	Manufacturer: ROHDE&SCHWARZ
NGR: SJ 9115 8756 Taken from GPS	Model: EB200
Start Time: 22 August 2005 14:51:57	Serial Number: 838.681/021
Officer: JL	Antenna:
	Manufacturer: Rohde & Schwarz
	Model: HE200.4050.3609 02
	Serial Number: 100090



Frequency (MHz)	Maximum Exposure (W/m²)	ICNIRP Limit (W/m²)	Frequency Exposure Quotient
945.800	3.63E-07	4.73	7.67E-08
942.400	3.00E-07	4.71	6.36E-08
940.800	1.57E-07	4.70	3.33E-08
955.800	1.32E-07	4.78	2.76E-08
959.800	1.30E-07	4.80	2.71E-08
958.200	8.96E-08	4.79	1.87E-08
940.400	5.43E-08	4.70	1.15E-08
954.400	3.79E-08	4.77	7.94E-09
925.200	1.35E-08	4.63	2.91E-09
939.200	7.13E-09	4.70	1.52E-09
Band Exposure Quotient:			2.85E-07



Frequency (MHz)	Maximum Exposure (W/m²)	ICNIRP Limit (W/m²)	Frequency Exposure Quotient
1,807.800	2.51E-06	9.04	2.78E-07
1,808.400	8.72E-07	9.04	9.64E-08
1,806.600	5.74E-07	9.03	6.36E-08
1,807.600	1.70E-08	9.04	1.88E-09
1,808.600	1.48E-08	9.04	1.64E-09
1,808.000	9.77E-09	9.04	1.08E-09
1,806.800	9.31E-09	9.03	1.03E-09
1,808.200	7.59E-09	9.04	8.39E-10
1,806.400	4.35E-09	9.03	4.82E-10
1,823.800	4.38E-09	9.12	4.81E-10
Band Exposure Quotient:			4.48E-07



Frequency (MHz)	Maximum Exposure (W/m²)	ICNIRP Limit (W/m²)	Frequency Exposure Quotient
1,849.200	2.70E-06	9.25	2.92E-07
1,850.200	2.35E-06	9.25	2.54E-07
1,866.800	1.43E-06	9.33	1.53E-07
1,870.200	7.03E-07	9.35	7.51E-08
1,851.200	6.20E-07	9.26	6.70E-08
1,860.000	4.06E-07	9.30	4.37E-08
1,865.000	3.92E-07	9.32	4.20E-08
1,856.800	3.69E-07	9.28	3.97E-08
1,850.400	4.09E-08	9.25	4.42E-09
1,849.400	4.08E-08	9.25	4.42E-09
Band Exposure Quotient:			9.93E-07

Total number of measurements: 572

Total Band Exposure Quotient: **1.73E-06**

Glossary

- Site:** The building or area around which sets of measurements are taken
- Location:** The position within a site at which a single set of measurements is taken. A set of measurements consists of multiple scans of many frequencies within a number of bands
- Band:** A portion of the electromagnetic spectrum reserved for specific radio services
- NGR:** The Ordnance Survey national grid reference coordinates of the location. In this survey NGRs are specified to 8-digit (10-metre) resolution. E.g. SJ 9755 9888
- GPS:** The Global Positioning System
- Start Time:** The date and time at which the receiver started taking its measurements at a location
- Officer:** The name of the RA representative who carried out the audit
- Receiver:** The receiver used to perform the measurements
- Antenna:** The antenna used to perform the measurements
- Exposure:** The maximum measured electric field strength (dB(μ V/m)) converted to an equivalent power density (W/m²)
- Power Density:** The electromagnetic energy flowing through a unit area normal to the direction of propagation in a unit time. Measured in Watts per square metre (W/m²)
- ICNIRP Limit:** The reference level given by the International Commission for Non-Ionizing Radiation Protection (ICNIRP) for general public exposure to electromagnetic fields

<i>Frequency</i>	<i>ICNIRP limit</i>
10MHz to 400 MHz	2 W/m ²
400MHz to 2GHz	f / 200 W/m ²
2GHz to 300GHz	10 W/m ²

(where f is frequency in MHz)

Frequency Exposure Quotient:

The ratio of the measured maximum power density to the ICNIRP limit at a given frequency. A value close to 1 signifies that exposure levels could be near to the ICNIRP limit for that frequency

Band Exposure Quotient:

The sum of the frequency exposure quotients for a single band at a location

Total Band Exposure Quotient:

The sum of the frequency exposure quotients for all of the measured bands at a location

- GSM:** Global System for Mobile communication
- ETACS:** Extended Total Access Communications
- TETRA:** Terrestrial Trunked Radio
- 3G:** Third Generation mobile-phone services

- 1.00E-03:** Exponential (or 'scientific') number format. Equal to one thousandth
- 1.00E-06:** Equal to one millionth
- 1.00E-09:** Equal to one thousand-millionth
- 1.00E-12:** Equal to one million-millionth